



# Thermogroup

 That little bit extra...

## 2024 Product Guide

# Our Values

## Trust

We operate on the basis of trust. Speed happens when people trust each other, allowing us to serve our customers in the best possible way.

## Put Customers First

We put customers at the centre of everything we do to ensure we achieve the very best outcome for the customer. We are committed to going above and beyond to deliver that little bit extra.

## Passionate

Through a love of what we do, we delight our clients. We are serious about results and are driven by our sense of urgency to achieve. We are focused on our goals and wholeheartedly committed to always giving 100%.

## Strive for Simplicity

We believe that there is always a simpler way of doing everything and we are committed to finding the simplest option in every scenario.

## Continuous Improvement

We do not fear change; instead, we encourage innovation, creativity and being on the leading edge. There is always further to go and more to explore through challenging the status quo.

## Positive

Positivity is a choice to be optimistic, content, and upbeat. We aim to create an environment where positivity can thrive, so people can laugh, have fun and do good.

# Contact Us

**Phone** 1300 368 631

**Technical Line** 1300 989 464

### Head Office

19 Ridley Avenue  
Leeton NSW 2705

### Warehouse Locations

Leeton NSW  
Sydney NSW  
Perth WA  
Hobart TAS

### Email

sales@thermogroup.com.au  
marketing@thermogroup.com.au

### Mail

PO Box 822  
Leeton NSW 2705

[www.thermogroup.com.au](http://www.thermogroup.com.au)

**Thermogroup**  
That little bit extra...

# Celebrating 20 years of giving that little bit extra

## About Us

Thermogroup is a passionate family business that is humbled by our achievements and excited about the future.

From our humble beginnings in 2003, we have grown to become one of the most respected brands in the marketplace today. Our brand is stronger than the suite of products that we offer. You may have noticed the Chilli in our logo and wondered what it's about? The chilli is a representation of our brand, the essence of who we are.

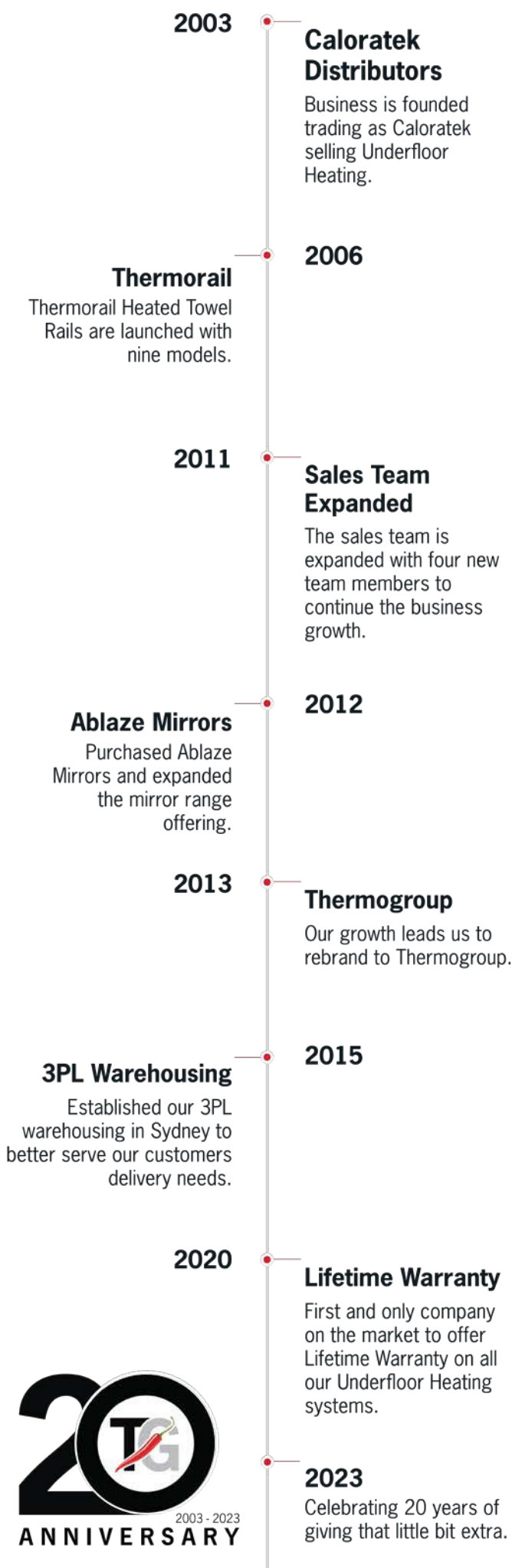
Our products provide heat and warmth, but it goes a lot further than that. It is our service, our support, our speed, our willingness to respond, and indeed everything that we do, it has to be the best for the customer and deliver that little bit extra. It is just who we are.

Thermogroup is proud to have provided over two decades of commitment to delivering that little bit extra. Our journey started in a garage but was powered by a dream and since then every product, every shipment, every home we've touched, we've always aimed to deliver that little bit extra.

Hear from the team and what delivering that little bit extra means to them in our 20 year video.



Scan to watch our 20 year video



# Contents



## Underfloor Heating & Thermostats 08

The benefits of Underfloor Heating	09
How does Underfloor Heating compare to traditional heating?	10
Helping you to understand Underfloor Heating	11
Which Underfloor Heating system is best for your project?	15
Thermonet Underfloor Heating System	16
Thermowire & Thermoscreed Underfloor Heating System	26
Thermofoil Underfloor Heating System	36
Thermoslab Underfloor Heating System	40
The benefits of heating controls	42
Thermotouch 7.6iG Glass Programmable Thermostat	43
Thermotouch 4.3dC Dual Programmable Thermostat	44
Thermotouch Wi-Fi Programmable Thermostat	45
Thermotouch Manual Thermostats	46
Accessories	47



## Insulation 48

The benefits of Econoboard Insulation	49
Econoboard Coated Insulation	50
Econoboard Uncoated Insulation	52



## Space Heating 54

TF1800 Fan Heater	55
TF2400 Fan Heaters	55



## Heated Towel Rails 56

Why choose a Heated Towel Rail	57
Types of Heated Towel Rails	58
Thermorad Towel Dryer	60
12V Single Bar Range	65
12V Vertical Bar Range	71
12V Ladder Range	76
240V Vertical Bar Range	80
240V Ladder Range	84
240V Free Standing Range	99
240V Swivel Range	100
240V Heritage Rail	102
Thermorail Custom Plated Colour Finishes	103
Thermorail Timers	104
Non-Heated Range	106
Multiflex Wiring Explained	108
Positioning your Thermorail	109



## Bathroom Furniture 110

Bath Caddies	111
Shower Stools	113



## Mirrors 114

Premium Backlit Mirrors	116
Mirror Cabinets	120
Lit Magnifying Mirrors	124
Non-lit Magnifying Mirrors	126
Attachable Magnifying Mirrors	127
Framed Mirrors	128
Frameless Mirrors	132
Thermomirror Demister Pads	142
Superseded Mirrors	144

## Warranty Information 146

# Creating a sustainable electric future

**Homeowners, governments and the energy sector are looking for ways to reduce the use of fossil fuels and utilise clean affordable energy sources.**

Electricity is one of the best choices for a clean future-proof heating system as opposed to traditional forms of heating. Electricity is increasingly being generated by renewable sources on both a domestic and commercial scale.

Electric Underfloor Heating systems reflect the benefits of electric heating in the following ways.



100% efficient at the point of use. Every unit of electricity that you pay for becomes heat energy.



All of our heating products can be run using a solar electric system.



Thermostats allow for a higher level of monitoring and control than other forms of heating.



Zero ongoing maintenance and very low lifetime cost when compared to a gas or aircon heating systems.



Much lower safety risk than a gas system as there is no fossil fuel consumption and no potential for gas leaks or carbon monoxide issues.



Insulation helps to reduce heat loss, improve the efficiency of the system and reduce running costs.

# Underfloor Heating begins a new chapter

From our humble beginnings, we have been renowned for our famous German-made Thermonet Underfloor Heating system which has become the leading brand on the market, and since 2012 has been covered by a Lifetime Warranty. Now in 2024, in a changing world, our manufacturing is moving across the channel to Great Britain. Our UK partner company, Thermosphere, has brought the manufacturing in-house.

## What does this mean?

- The same machinery, components, and manufacturing capabilities have come from Germany to the UK
- The plant has been producing stock for the UK for 12 months
- Product remains unchanged
- The UK made products will begin to roll through to the market throughout 2024
- Same great product with an unmatched Lifetime Warranty

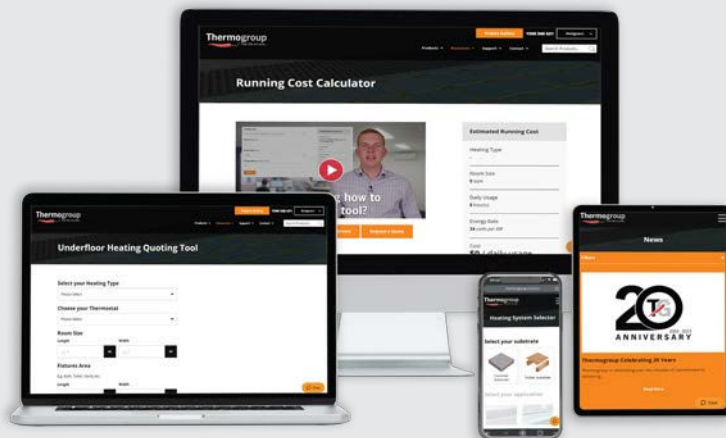
If you have any questions, concerns, or points of interest you can read more on our blog or contact us directly.



Scan to read the full article

## Thermogroup Learning Centre

*Find the answers to your questions*



### Use our online Learning Centre to:

- ✓ Select an Underfloor Heating System to suit your project
- ✓ Estimate your running costs
- ✓ Get an instant quote or reach out to our team for a 2 business hour quote turnaround
- ✓ Find answers to common topics and product specific questions from our blogs
- ✓ View the Thermorail finishes & matches



Scan to visit the Learning Centre



Model Shown: 5220A

Image Source: Jean Stoffer Design

# Underfloor Heating

## Contents

How does Underfloor Heating compare to traditional heating?	10
Helping you to understand Underfloor Heating	11
Which Underfloor Heating system is best for your project?	15
Thermonet Underfloor Heating System	16
Thermowire & Thermoscreed Underfloor Heating System	26
Thermofoil Underfloor Heating System	36
Thermoslab Underfloor Heating System	40
The benefits of heating controls	42
Thermotouch 7.6iG Glass Programmable Thermostat	43
Thermotouch 4.3dC Dual Programmable Thermostat	44
Thermotouch Wi-Fi Programmable Thermostat	45
Thermotouch Manual Thermostats	46
Accessories	47



# The benefits of Thermogroup Underfloor Heating



## Comfortable heat

Underfloor Heating spreads heat evenly across the floor allowing it to naturally and gently heat the room.



## Energy efficient

Hot air rises naturally making heating at ground level an efficient way to heat the room.



## Accurate control

With the use of a thermostat you can control when your floor heating is on and off and control the temperature.



## Allergy friendly

There is no air or dust movement, making it the perfect system for allergy or asthma sufferers.



## Warm floors

Eliminate cold floors and experience warmth and comfort from your toes up.



## Zero maintenance

Our systems are electric, meaning they are maintenance and hassle free.



## Lifetime warranty

Every system is tested in our manufacturing plant in the UK and we can offer you peace of mind with our lifetime cable warranty.



## Rapid heat up time

With Underfloor Heating installed directly below your tiles you have an on-demand heating system.



## Interior design freedom

With the heating system invisible below your floor you can design your room how you please without any heaters to work around.

# How does Underfloor Heating compare to traditional heating?

**An electric Underfloor Heating system provides an energy efficient, on demand heating system as well as interior design flexibility which improves comfort and space for everyone.**

## Radiators and Air Conditioning




### Inefficient convection heating

Traditional convection heaters distribute heat unevenly throughout a room, resulting in drafts, hot heads and cold feet.

Heating in this way usually means your thermostat must be set to a higher temperature to achieve the desired comfort level, which increases heat loss and energy bills.

As the heat moves away from the single heat source in the room it cools making it uneven and uncomfortable.

## Underfloor Heating



### Improved efficiency and comfort

Electric Underfloor Heating is a system by which a series of electric heating cables are run below the floor finish. The entire floor then becomes a heater with the heat gently radiating up from the floor into the room. Hot air naturally rises, therefore heating from the floor is the most efficient and effective form of heating and it gently, evenly and silently warms any room creating a comfortable and enjoyable environment.

Where the heating covers more than 80% of the room it can be used as the primary heat source. You can also free up valuable wall space creating freedom for interior design.

# Helping you to understand Underfloor Heating

**Underfloor Heating provides the most comfortable form of affordable and efficient heating that you could desire for your home. We have put together some key content to help you better understand Underfloor Heating.**

## The Golden Rule of Underfloor Heating



### Never Cut the Cable

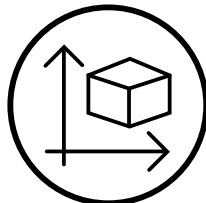
An Underfloor Heating cable cannot be cut or shortened. As it is a resistive cable, no Underfloor Heating cable can be cut or shortened even if its done by an electrician. Underfloor Heating should not be installed under floor mounted fixtures (i.e. toilet or cabinetry) so make sure you select the right size kit for the room.

## How much Underfloor Heating do I need?




### Overall Room Size

Work out the overall floor area of the room.



### Subtract Fixtures

Minus all the floor mounted fixtures from the overall floor area to give you the square metres of the available floor area.



### Select Size

Match the available floor area with the correct size system for your floor build up.



## Free Quoting Service

Thermogroup offers an obligation free quoting service. Simply send us your plan showing your room size and fixtures, specify the floor finish and we will provide a quotation for your specific requirements.

Simply email your plan to [sales@thermogroup.com.au](mailto:sales@thermogroup.com.au) or use our online quoting tool.

# Helping you to understand Underfloor Heating

## Who installs the Underfloor Heating



Every Underfloor Heating System comes as a complete product, you don't need to make any electrical connections whilst laying the system. This means the Underfloor Heating can be installed by anyone; the electrician, tiler, builder, or even the home owner\*.

Typically, the electrician will install the floor heating as they will need to do the pre-wiring, testing and fit off the Thermostat regardless of who lays the heating.

*\*This may vary for your state so check local guidelines.*

## Will Underfloor Heating heat my room?



Yes, as long as at least 80% of the floor is covered with Underfloor Heating it can be used as the primary heat source to heat your entire room. Insulation below the Underfloor Heating will further help to improve the heat performance in the room.

## The Power of Insulation



Whilst insulation won't increase the temperature of the heating in your room, installing a layer of insulation below your Underfloor Heating will help to reduce heat loss.

This improves the heat-up times and reduces the running costs to improve the overall efficiency by up to 50%.

Refer to pages 48-53 for further information.

## Mats vs Loose Wire

The difference between the systems lies in the installation of the heating. Once installed, there is no difference to the warmth of your floor.

The advantage of the matting system is the speed and ease of installation. With the cables already pre-spaced on the mesh, you can cut through the mesh without cutting the cable, to manipulate the mat to run out across the floor.

With a loose wire Underfloor Heating System, the cable is supplied on a reel rather than being attached to a mesh. The cable is then run out across the floor to achieve full coverage of the heated area.



Scan the QR Code to read more on our blog.

# Underfloor Heating Costs

## How much does Underfloor Heating cost to run?

**\$0.05**

Based on an insulated floor with a 150W/m<sup>2</sup> Underfloor Heating system and an electricity tariff of 34c/kWh, the cost to run the Underfloor Heating will be \$0.05 per hour per square metre. This is based on the system being actively running for the full hour, once the floor reaches the set temperature it will operate only to maintain the temperature level. The system will then heat for about 40% of the time to maintain the temperature.

The best way to control your running costs is with your thermostat by setting up a heating schedule so the heating is only on when you need it. The thermostat will also allow you to set a comfort temperature of around 22-24°C.

Scan QR code to use our online running cost calculator




## How much electricity does Underfloor Heating use?

Our homes are full of electrical goods, some of which have a much higher energy consumption than you may think. Ultimately the amount of electricity used will depend on your system however below are some examples of the average wattage of some familiar products found in homes all over Australia.



**3m<sup>2</sup> Underfloor Heating System**  
600W\*\* - \$0.82\*



**High Wall Air Conditioner**  
2500W - \$3.40\*



**Washer/Dryer**  
1500W - \$2.04\*

\*Daily running cost based on running 4 hours a day

\*\*Based on 200W per square metre

## How much does an Underfloor Heating system cost?



Whilst this will vary based on your requirements, the most common bathroom size is 3.5m<sup>2</sup>. This is the size of the heatable area once all fixtures have been removed.

Based on this, a 200W Thermonet Kit including the mat and controller would cost **\$880.00** to purchase.

# Underfloor Heating heat up times

The floor construction and finish will govern heat up times. Sufficient insulation such as Econoboard, will greatly reduce heat up times and you will notice the difference in your energy bills (refer to pages 48-53). A well insulated Thermonet system can be up to 50% more efficient than an un-insulated system, especially when managed by a programmable thermostat. Average heat up times can be seen in the table below:

System	150W/m <sup>2</sup>	200W/m <sup>2</sup>
Un-insulated Concrete	2 - 4 hours	1 - 3 hours
Concrete with 10mm Econoboard	45 mins	30 mins
Concrete with 10mm Econoboard & 25mm Screed	2 hours	90 mins
Un-insulated Timber Substrate	1 hour	45 mins
Timber Substrate with 10mm Econoboard	45 mins	30 mins

(Allow an additional 1 hour per 25mm of screed for heat to penetrate)

*PLEASE NOTE: The information provided on pages 10-14 is gathered from multiple online sources and provided as an illustrative example only. This information does not imply any warranty or guarantee of energy consumption and/or electricity costs. E&OE.*

# Underfloor Heating in your shower


**Thermogroup Underfloor Heating systems are designed to be safely installed in a tiled shower which brings some distinct benefits to your bathroom.**

Although putting Underfloor Heating in the shower is often deemed unnecessary as the hot water warms the floor, the key benefit is that it dries the floor eliminating the build-up of mould and grout discolouring as well as reducing the slip hazard.

Our Underfloor Heating systems are fully waterproof meaning that the same system can be used for the shower and main floor.

### **Can I run Underfloor Heating up the wall behind my towel rail to dry my towels?**

Yes, this can be done however as a simpler alternative we recommend you check out our Thermorad solution on pages 60-63.



# Which Underfloor Heating system is best for your project?




## Undertile Heating

### Thermonet 150W/m<sup>2</sup>

Thermonet 150W/m<sup>2</sup> is an Underfloor Heating mat system that is specially designed to be installed directly beneath your tiles in large areas. See more details on pages 22-23.

### Thermowire 13W/Lm

Thermowire is the traditional loose wire heating system that is designed to be installed directly below the tiles in small, awkward areas. See more details on pages 32-33.



## In Screed and Under Stone Heating

### Thermonet 200W/m<sup>2</sup>

Thermonet 200W/m<sup>2</sup> is an Underfloor Heating system that is designed to be installed in the screed layer and allows for quick and easy installation. See more details on pages 24-25.

### Thermoscreed 18W/Lm

Thermoscreed is a heavy duty 5.5mm thick cable, designed to be installed in the screed layer for small, awkward areas. See more details on pages 34-35.



## Under Timber, Carpet and Laminate Heating

### Thermofoil 140W/m<sup>2</sup>

Thermofoil is specially designed to operate in a void i.e. between carpet or timber flooring and the underlay, making installation extremely quick and easy. See more details on pages 38-39.



## In Slab Heating

### Thermoslab 30W/Lm

Thermoslab is a versatile, robust 7mm thick heating cable that is designed to be attached to the concrete mesh prior to the concrete being poured. See more details on pages 40-41.




## Insulation

Insulation below your Underfloor Heating reduces heat up times and running costs. See more details on pages 48-53.

## Heating System Selector Tool

Use our online Heating System Selector tool to determine the best Underfloor Heating system and accessories based on your application.







# Thermonet Underfloor Heating Systems


**Thermonet is a versatile electric Underfloor Heating mat system designed for easy installation under a range of floor finishes.**

There are two different Thermonet systems, offering an option for undertile and in screed, each offering the benefits of our market-leading matting system.



## **Lifetime warranty**

We are so confident in the quality of our Thermonet Underfloor Heating that we give each system a warranty that lasts a Lifetime with a 3 year warranty on our Thermostats.



## **Twisted Twin cable construction**

Our cables have a unique construction where the two heating cores are twisted together inside the cable making it extremely durable, reducing stress on the cable and eliminating any electromagnetic field. The Zero EMF credentials are unique and gives you peace of mind that your Underfloor Heating will have no negative effect on your body.



## **Fully self adhesive mesh**

The self adhesive mesh speeds up installation by holding the Thermonet matting to the substrate for easy self-levelling and tile fixing. It also ensures an even and consistent cable spacing across the floor to ensure an even heat.



## **Heating cable protection**

Thermonet is installed wire-side-down which means the heating cable is protected from damage during installation by the hard wearing mesh layer.

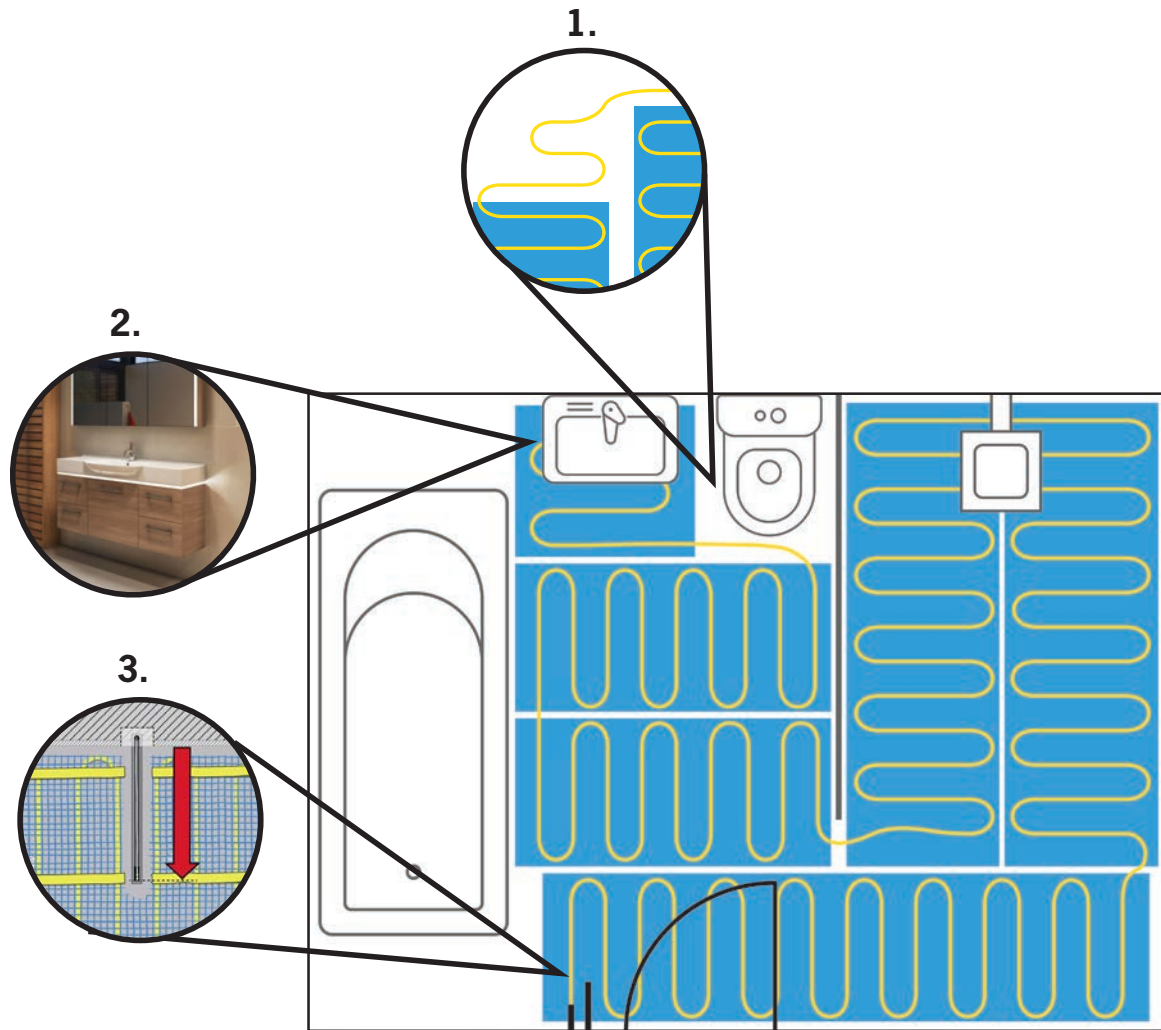


## **Minimal height build-up**

Utilising innovative extrusion processes provides real 'lay flat' technology that makes installing Thermonet easy. The matting system is only 3.5mm thick with a low profile cold tail of only 4mm thick which is typically concealed within the tile adhesive layer.

# Thermonet Installation Overview

This diagram displays a typical bathroom layout with Thermonet Underfloor Heating. The mat system ensures a fast and simple installation with the heating mat covering the entire available floor space. Some of the key features of the Thermonet Underfloor Heating systems have been highlighted below.



## 1. Modify the mat

When Thermonet mats are needed to fit around irregular shapes like a toilet or vanity, simply remove the cable from the mesh and arrange in loops to cover the area.

## 2. Wall mounted fixtures

If you have a wall hung vanity always allow enough floor heating to run under the front of the vanity to ensure this floor area is warm.

## 3. Floor sensor and conduit

Ensure the floor sensor is installed in the conduit and placed centred between two runs of heating cable to provide an accurate floor temperature reading.

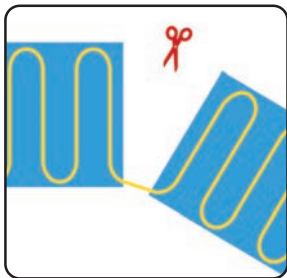


Scan the QR Code to watch the Thermonet installation video

## Cut-and-return installation explained

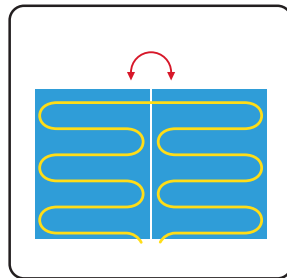
Every room is different, and you will usually need to modify your Thermonet mat in some way to fully cover your desired heating area. The diagrams on this page will help you to manipulate your Thermonet mat safely and avoid causing any damage during installation.

### Cutting the mesh



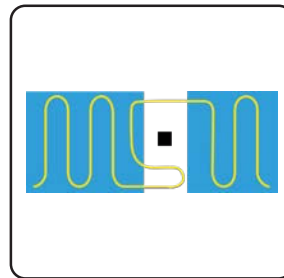
Use scissors to carefully cut the blue mesh

### Turn 180°



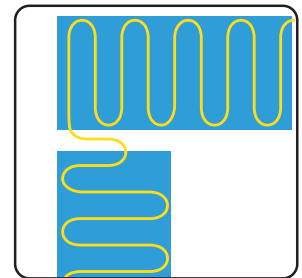
Turn the mat 180° laying parallel to the first run

### Avoid an obstacle



Release cable from mat and run it either side of an obstacle

### 90° turn



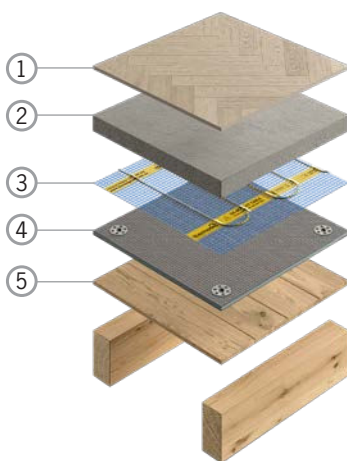
Release cable from mat for a 90° turn



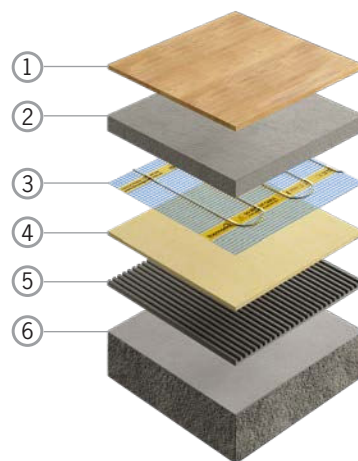
**NEVER CUT THE HEATING CABLE!** When performing any of these mat modifications it is vital that you do not cut or damage the heating cable. Damaging or shortening the cable will void your warranty and cause the cable to burn out or not work.

## Thermonet floor build-ups

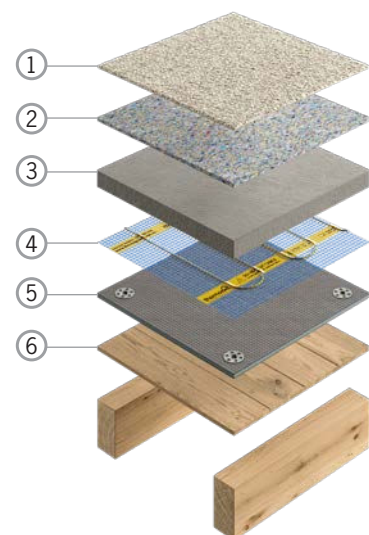
Thermonet electric Underfloor Heating can be used in almost any floor build-up or with any floor finish from tiles and vinyl to carpet and timber floors.



- ① Glued vinyl floor finish
- ② Flexible self-levelling compound\*
- ③ Thermonet heating mat
- ④ Econoboard insulation\*\*\*
- ⑤ Prepared substrate



- ① Engineered timber floor finish
- ② Flexible self-levelling compound\*
- ③ Thermonet heating mat
- ④ Econoboard insulation\*\*\*
- ⑤ Flexible tile adhesive (if insulation is installed)
- ⑥ Prepared substrate



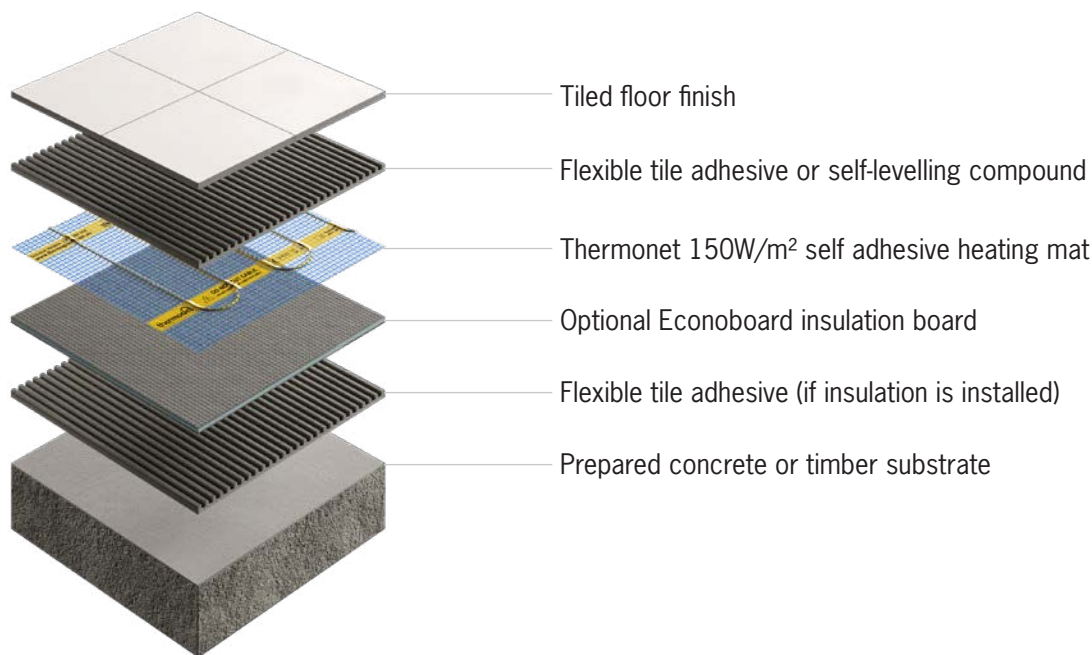
- ① Carpet floor finish\*\*
- ② Low tog underlay\*\*
- ③ Flexible self-levelling compound\*
- ④ Thermonet heating mat
- ⑤ Econoboard insulation\*\*\*
- ⑥ Prepared substrate

\*Minimum recommended thickness of 10mm. \*\*Combined TOG rating needs to be under 2.5. \*\*\*Optional insulation layer

# Thermonet 150W/m<sup>2</sup> Underfloor Heating Systems



**Designed for use directly below the tiles, especially in larger areas.**



### Rapid heat-up time

As the 150W system is installed directly below your tiles (up to 20mm thick) it provides rapid heat-up time through the tile layer. A layer of insulation below the heating will further help to improve the heat-up times and prevent downward heat loss.



### Ideal for larger areas

The Thermonet 150W system is ideal for areas with a large floor surface. The mat provides an adequate heat source directly below the floor finish. The mat range includes mat sizes up to 16m<sup>2</sup>, ideal for larger areas such as living rooms, kitchens and hallways.



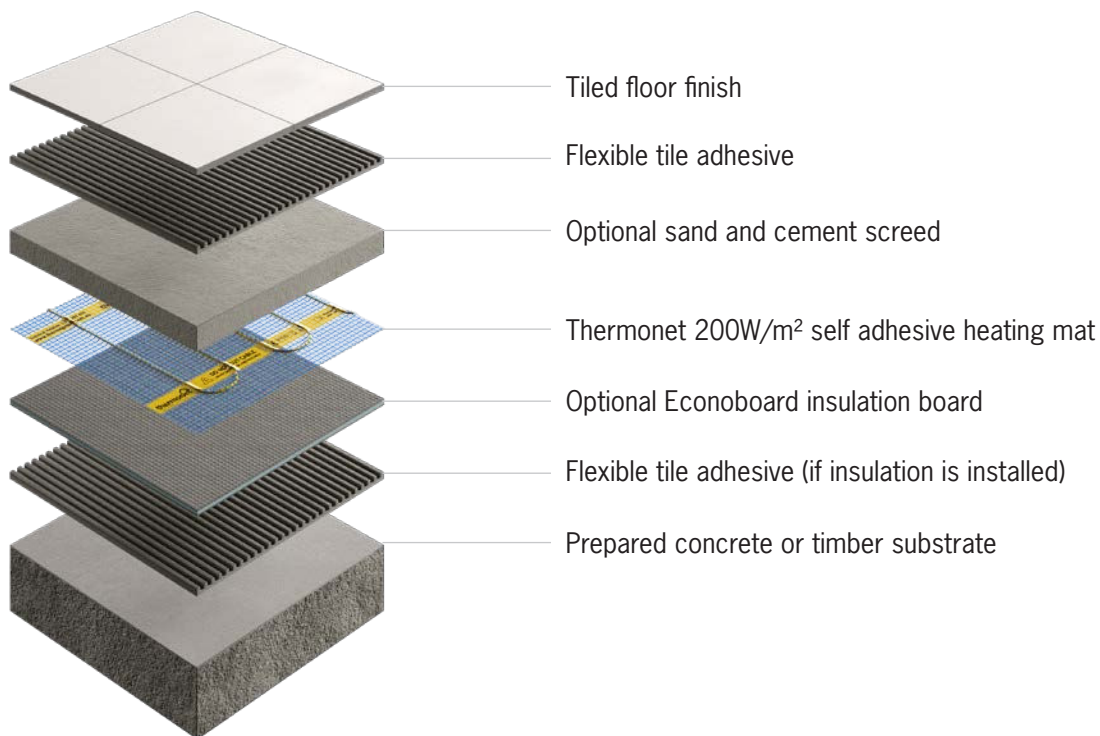
### Adaptable for multiple floor finishes

Whilst primarily designed for use directly below tiles, the 150W system can also be used for other floor finishes such as carpet, vinyl or glued floor finishes, provided it is covered with a 10mm layer of self-levelling compound and you have checked with the flooring manufacturer regarding compatibility.

# Thermonet 200W/m<sup>2</sup> Underfloor Heating Systems



**Designed for use in bathrooms either directly below the tiles or below the screed.**



### **Ideal for rooms with limited floor space**

The 200W/m<sup>2</sup> ensures the maximum heat output for the available floor area. This particularly applies in the case of a bathroom, where a lot of the heated floor area can be lost with floor mounted fixtures.



### **Perfect for high heat loss applications**

The high heat output of the 200W mats makes them perfect for rooms that are prone to high heat loss. This can be further reduced by adding a layer of insulation below the heating.



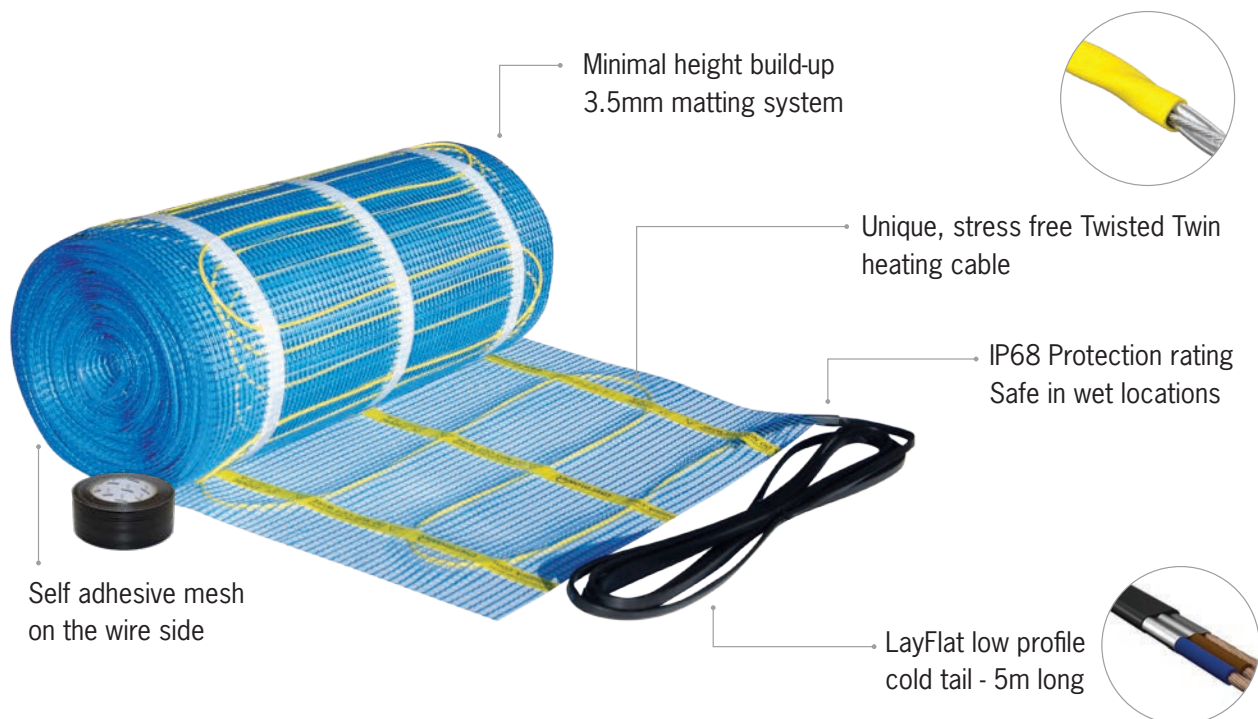
### **Suitable for use in the screed**

Suitable for installation in screeds of 20mm to 50mm to create a thermal mass. The 200W output ensures rapid heat-up time even through the screed. Installing a layer of insulation below the heating will further improve the heat performance.

#### **What is a Screed?**

A screed is a cement layer that is used to give a smooth level finish to a floor. Typically a screed is used in bathrooms to get the fall across the floor to the floor waste. When a screed layer is being laid, the Underfloor Heating is typically installed below the screed.

# Thermonet 150W Underfloor Heating



## 150W Undertile Heating Mat Only


Stock Code	Size (m)	Area (m <sup>2</sup> )	Output (W)	Amps (A)	RRP \$ Incl.	Thermostat Kits
111502	2 x 0.5	1.0	150	0.63	\$144.00	
111503	3 x 0.5	1.5	225	0.94	\$215.00	
111504	4 x 0.5	2.0	300	1.25	\$285.00	
111505	5 x 0.5	2.5	375	1.56	\$355.00	
111506	6 x 0.5	3.0	450	1.88	\$425.00	
111507	7 x 0.5	3.5	525	2.19	\$495.00	
111508	8 x 0.5	4.0	600	2.50	\$560.00	
111509	9 x 0.5	4.5	675	2.81	\$629.00	
111510	10 x 0.5	5.0	750	3.13	\$699.00	
111511	11 x 0.5	5.5	825	3.44	\$705.00	
111512	12 x 0.5	6.0	900	3.75	\$719.00	
111513	13 x 0.5	6.5	975	4.06	\$770.00	
111514	14 x 0.5	7.0	1050	4.38	\$829.00	
111516	16 x 0.5	8.0	1200	5.00	\$945.00	
111518	18 x 0.5	9.0	1350	5.63	\$1,065.00	
111520	20 x 0.5	10.0	1500	6.25	\$1,175.00	
111524	24 x 0.5	12.0	1800	7.50	\$1,415.00	
111528	28 x 0.5	14.0	2100	8.75	\$1,649.00	
111532	32 x 0.5	16.0	2400	10.00	\$1,885.00	

To purchase a full kit including a Thermostat refer to options on the next page and add the letters T/TB/TD/TDB/TWF to the end of the mat code to create the kit code.



## 150W Undertile Heating Kits

### Included in all kits are:



#### Heating Mat

Your selected size of Thermonet 150W Mat



#### Thermostat

Your chosen Thermostat from below which includes a floor sensor & conduit



#### Cable Monitor

Measures the integrity of the cable during install and sounds an alarm if damaged



#### Cloth Tape

For fixing loose runs of cable and holding down corners of the mat during install

### Standard Control White T Kits

**Thermostat Code:** 5220A

**Kit Code:** Add 'T' to the end of the heating mat code. E.g 111502T

**Price:** Add \$325.00 to RRP \$ Incl. of the mat price.



### Standard Control Black TB Kits

**Thermostat Code:** 5226A

**Kit Code:** Add 'TB' to the end of the heating mat code. E.g 111502TB

**Price:** Add \$325.00 to RRP \$ Incl. of the mat price.



For more Thermostat information see page 43 for details.

### Dual Control White TD Kits

**Thermostat Code:** 5245

**Kit Code:** Add 'TD' to the end of the heating mat code. E.g 111502TD

**Price:** Add \$475.00 to RRP \$ Incl. of the mat price.



### Dual Control Black TDB Kits

**Thermostat Code:** 5246

**Kit Code:** Add 'TDB' to the end of the heating mat code. E.g 111502TDB

**Price:** Add \$475.00 to RRP \$ Incl. of the mat price.



For more Thermostat information see page 44 for details.

### Wi-Fi Control TWF Kits

**Thermostat Code:** 5235W

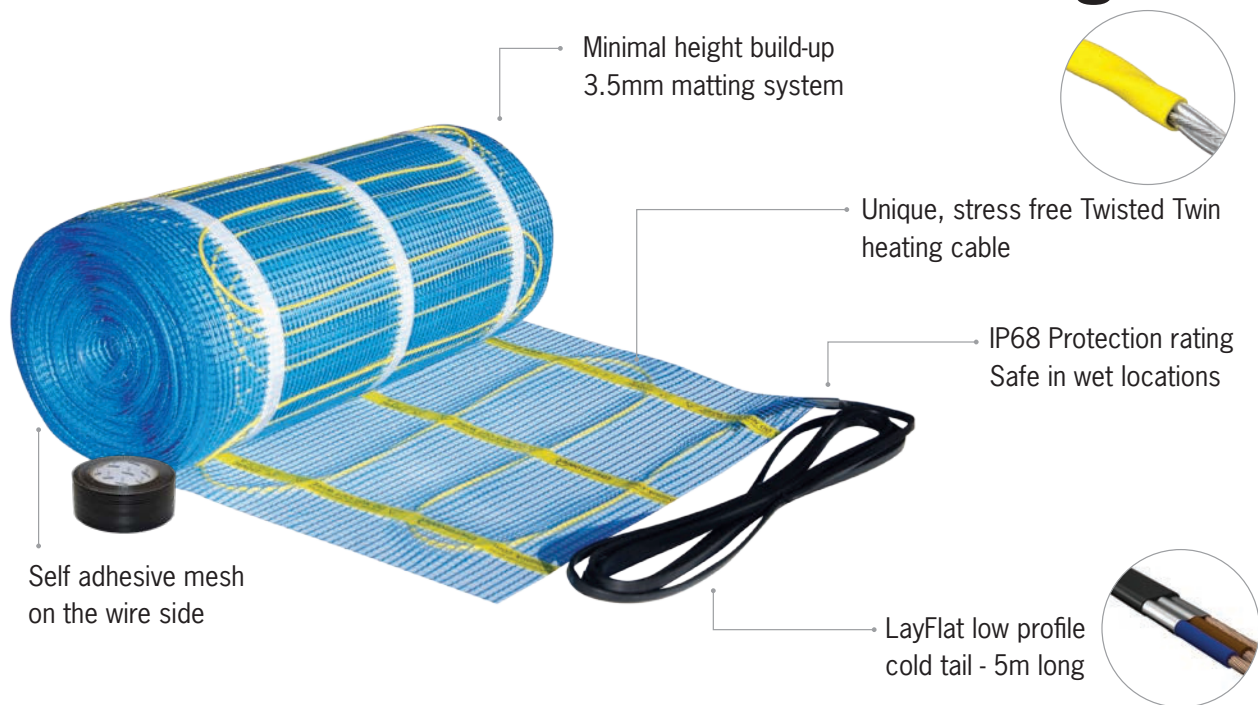
**Kit Code:** Add 'TWF' to the end of the heating mat code. E.g 111502TWF

**Price:** Add \$475.00 to RRP \$ Incl. of the mat price.



For more Thermostat information see page 45 for details.

# Thermonet 200W Underfloor Heating



## 200W In Screed and Bathroom Heating Mat Only

Stock Code	Size (m)	Area (m <sup>2</sup> )	Output (W)	Amps (A)	RRP \$ Incl.	Thermostat Kits
112002	2 x 0.5	1.0	200	0.83	\$160.00	
112003	3 x 0.5	1.5	300	1.25	\$239.00	
112004	4 x 0.5	2.0	400	1.67	\$319.00	
112005	5 x 0.5	2.5	500	2.08	\$395.00	
112006	6 x 0.5	3.0	600	2.50	\$475.00	
112007	7 x 0.5	3.5	700	2.92	\$555.00	
112008	8 x 0.5	4.0	800	3.33	\$625.00	
112009	9 x 0.5	4.5	900	3.75	\$695.00	
112010	10 x 0.5	5.0	1000	4.17	\$765.00	
112011	11 x 0.5	5.5	1100	4.58	\$785.00	
112012	12 x 0.5	6.0	1200	5.00	\$805.00	
112013	13 x 0.5	6.5	1300	5.42	\$865.00	
112014	14 x 0.5	7.0	1400	5.83	\$935.00	
112016	16 x 0.5	8.0	1600	6.67	\$1,065.00	
112018	18 x 0.5	9.0	1800	7.50	\$1,195.00	
112020	20 x 0.5	10.0	2000	8.33	\$1,325.00	
112024	24 x 0.5	12.0	2400	10.00	\$1,585.00	

To purchase a full kit including a Thermostat refer to options on the next page and add the letters T/TB/TD/TDB/TWF to the end of the mat code to create the kit code.





## 200W In Screed and Bathroom Heating Kits

### Included in all kits are:



#### Heating Mat

Your selected size of Thermonet 200W Mat



#### Thermostat

Your chosen Thermostat from below which includes a floor sensor & conduit



#### Cable Monitor

Measures the integrity of the cable during install and sounds an alarm if damaged



#### Cloth Tape

For fixing loose runs of cable and holding down corners of the mat during install

### Standard Control White T Kits

**Thermostat Code:** 5220A

**Kit Code:** Add 'T' to the end of the heating mat code. *E.g 112002T*

**Price:** Add \$325.00 to RRP \$ Incl. of the mat price.



### Standard Control Black TB Kits

**Thermostat Code:** 5226A

**Kit Code:** Add 'TB' to the end of the heating mat code. *E.g 112002TB*

**Price:** Add \$325.00 to RRP \$ Incl. of the mat price.



For more Thermostat information see page 43 for details.

### Dual Control White TD Kits

**Thermostat Code:** 5245

**Kit Code:** Add 'TD' to the end of the heating mat code. *E.g 112002TD*

**Price:** Add \$475.00 to RRP \$ Incl. of the mat price.



### Dual Control Black TDB Kits

**Thermostat Code:** 5246

**Kit Code:** Add 'TDB' to the end of the heating mat code. *E.g 112002TDB*

**Price:** Add \$475.00 to RRP \$ Incl. of the mat price.



For more Thermostat information see page 44 for details.

### Wi-Fi Control TWF Kits


**Thermostat Code:** 5235W

**Kit Code:** Add 'TWF' to the end of the heating mat code. *E.g 112002TWF*

**Price:** Add \$475.00 to RRP \$ Incl. of the mat price.



For more Thermostat information see page 45 for details.



# Loose Wire Underfloor Heating Systems

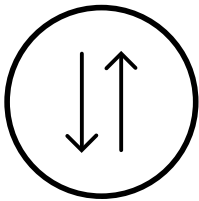
**Loose wire systems are the traditional form of Underfloor Heating and are the perfect solution for installing in small awkward areas.**

Our loose wire Underfloor Heating systems offer the flexibility of loose wire installation with our superior heating cable, and an option for undertile or in screed.




## **Lifetime warranty**

We are so confident in the quality of our loose wire Underfloor Heating cable that we give each system a warranty that lasts a Lifetime, with a 3 year warranty on our Thermostats.



## **Variable output Underfloor Heating**

The cable system allows you to space the heating cables yourself to achieve a desired layout and heat output per m<sup>2</sup>. For larger areas directly undertile we would recommend an output of 150W/m<sup>2</sup> and for bathrooms, either above or below the screed, we would recommend an output of 200W/m<sup>2</sup>.



## **Advanced heating cable**

Our superior advanced cables ensures your heating system will last for years to come as well as being robust and durable during the install process.



## **Cloth tape for fixing to the substrate**

Both the undertile and in screed loose wire systems are supplied with a roll of cloth tape for taping the cable to the substrate.

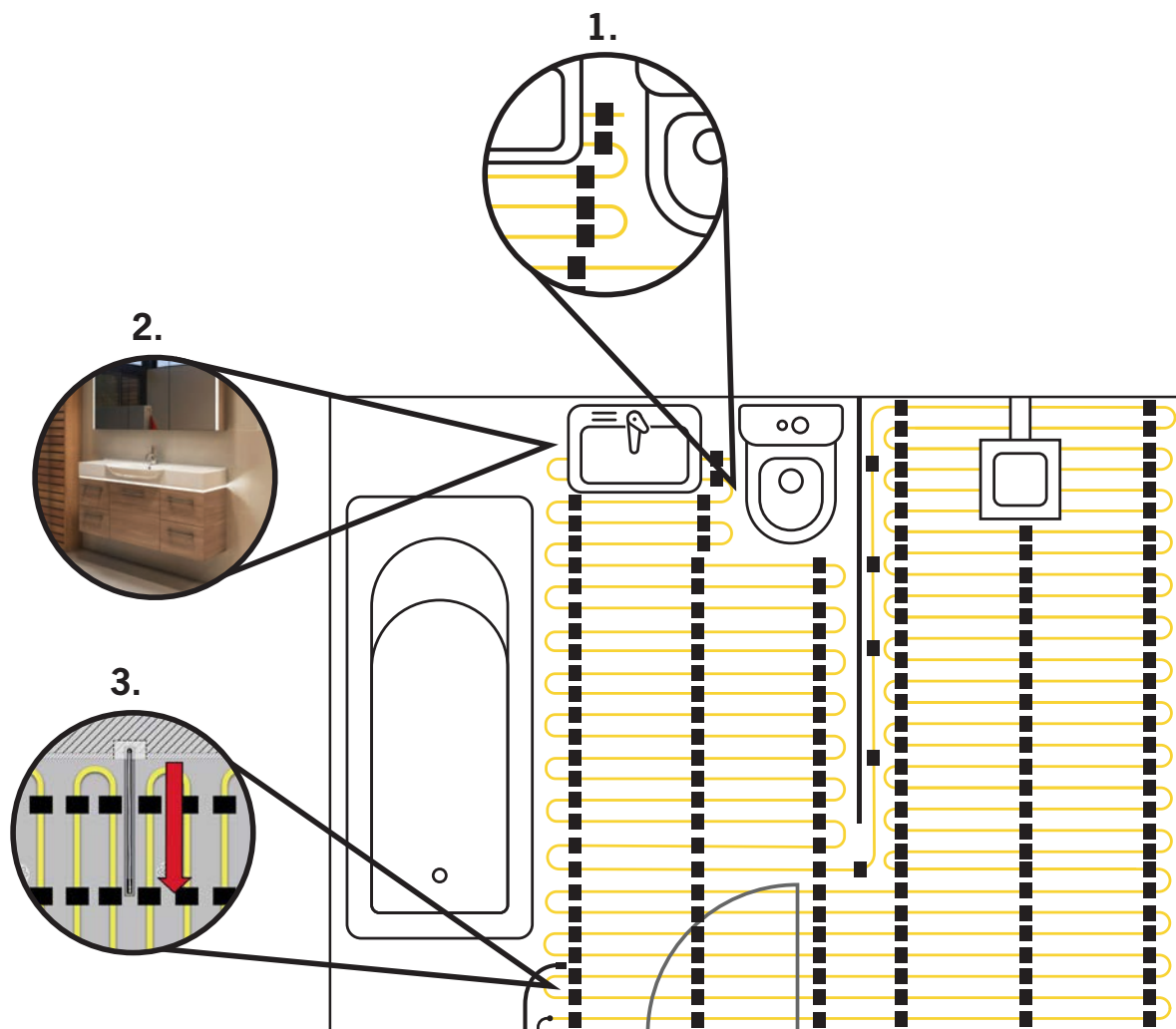


## **Ideal for irregular shaped areas**

The layout is totally flexible and can be designed to fit around furniture and fixtures in small or irregular shaped rooms.

## Loose Wire Installation Overview

This diagram displays a typical bathroom layout with loose wire Underfloor Heating. The loose wire cable provides flexibility when running across the floor and is shown being held down with cloth tape.



### 1. Wiring Flexibility

The loose wire cable allows you to run the cable across the floor and tape it to the substrate. Ensure even cable spacing across the room for an even heat feel.

### 2. Wall mounted fixtures

If you have a wall hung vanity always allow enough floor heating to run under the front of the vanity to ensure this floor area is warm.

### 3. Floor sensor and conduit

Ensure the floor sensor is installed in the conduit and placed centred between two runs of heating cable to provide an accurate floor temperature reading.



Scan the QR Code to watch the loose wire installation video

## Cable Spacing Formula

The loose wire cable provides spacing flexibility to suit your room. It is important to maintain an even consistent spacing across the room to eliminate hot and cold spots.

The cable spacing formula below will help to work out the exact cable spacing. We recommend installing with an output of 150W/m<sup>2</sup> when undertile in areas outside the bathroom and 200W/m<sup>2</sup> for under a screed or in the bathroom. To achieve the recommended outputs the recommended cable spacing is 90mm while the minimum cable spacing is 50mm and the maximum spacing is 110mm.

$$\frac{\text{Available floor space (m}^2\text{)} \times 100}{\text{Kit length (m)}} = \text{Cable spacing (cm)}$$

## Installation Accessories

The loose wire heating cables can be fixed in position with one of three fixing methods. The cloth tape is the standard fixing method used on any substrate and is included as standard with all cables. The Thermoscreed system can also be installed using the Galvanised Fixing Profile or In Screed Cable Mesh.




### Cloth Tape

A 25m roll of cloth tape is included with all cables as a standard fixing method for use on any substrate.



### Galvanised Fixing Profile

Galvanised steel fixing profile can be mechanically fixed to timber or concrete substrate before waterproofing. Allow 1m of fixing strip per 6m of heating cable. (Thermoscreed Cable Only)



### In Screed Cable Mesh

A 4.5m<sup>2</sup> roll of loose lay mesh which is designed for loose laying over a waterproofed substrate. (Thermoscreed Cable Only)

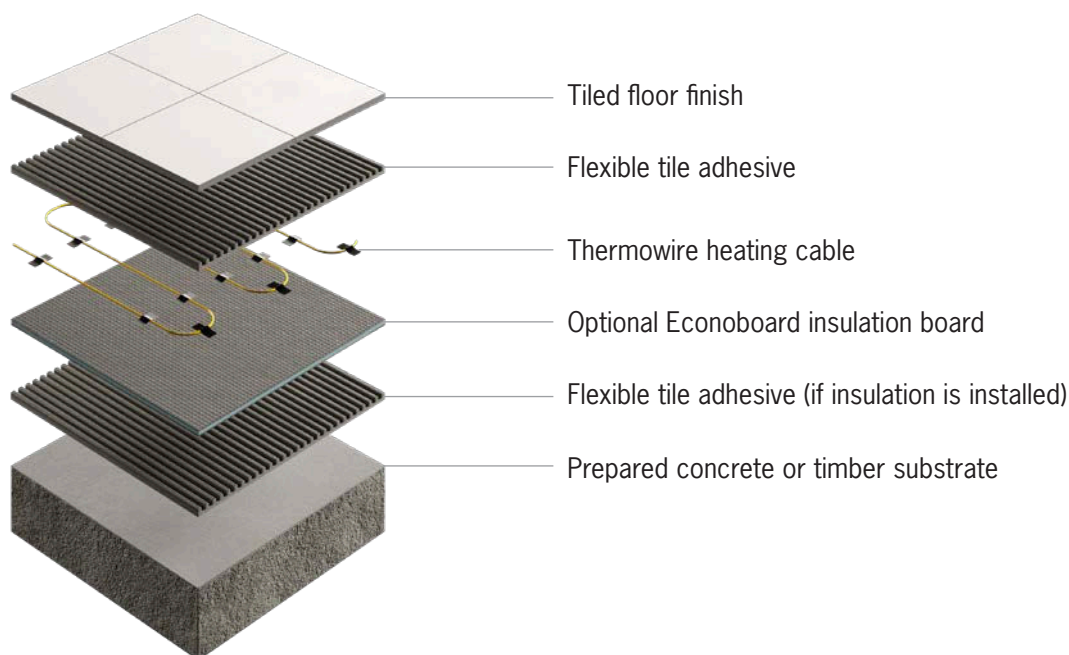
Stock Code	Description	Size	Unit	RRP \$ Incl.
3255	Cloth Tape	36mm x 25m	Roll	Supplied free of charge with cable
3259	Galvanised Fixing Profile	25m	Roll	\$145.00
3263	In Screed Cable Mesh	4.5m <sup>2</sup>	Roll	\$79.00

# Thermowire Underfloor Heating System



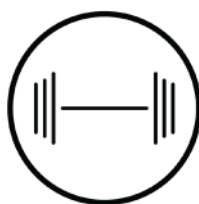
**Thermowire is the traditional method of installing Underfloor Heating directly below your tiles utilising a loose wire system.**

The Thermowire cable is ideal for use directly below the tiles in small, awkward areas through providing flexibility and ease of installation.



### Undertile heating

The thin profile of Thermowire means that it can be installed in the layer of tile glue therefore not adding any additional height to your floor build-up. It can also be covered with a layer of self-levelling compound to allow it to be used in conjunction with other floor finishes.



### Robust thin heating cable

The Thermowire cable is only 3.5mm thick however it has a unique twisted twin construction which gives it the superior strength to last a lifetime.



### Rapid heat up time

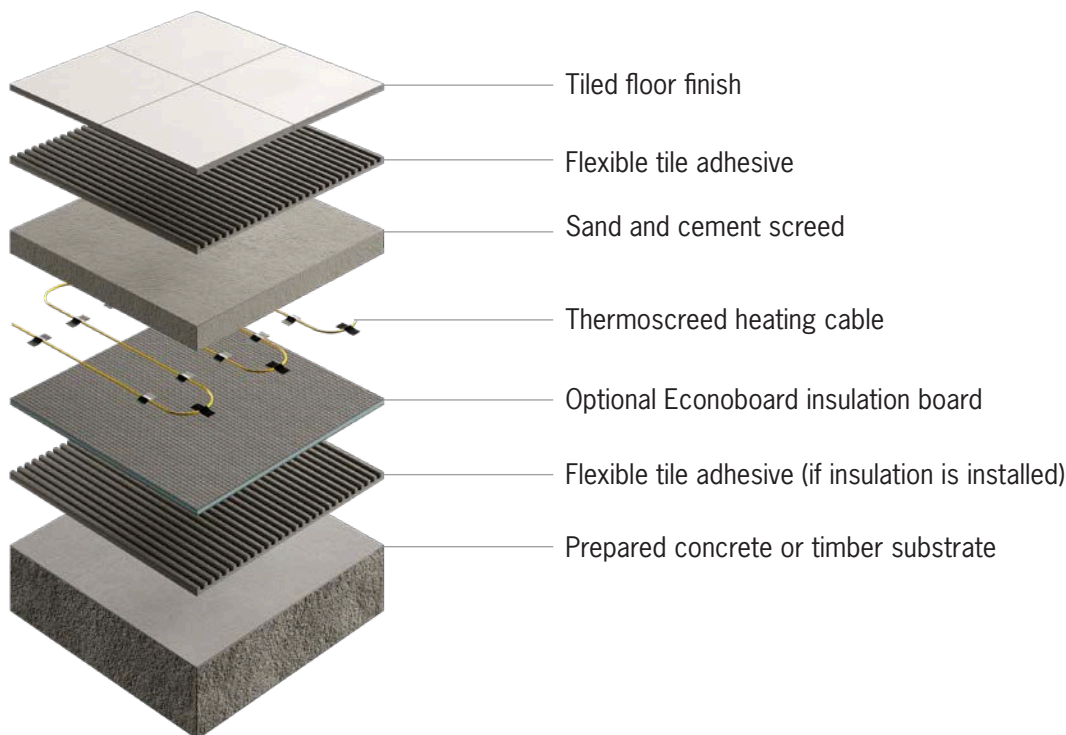
With the Thermowire cable installed directly below the tiles you will experience rapid warmth to your floors. We recommend installing with an output of 150W/m<sup>2</sup> when directly undertile in areas outside the bathroom and 200W/m<sup>2</sup> for the bathroom.

# Thermoscreed Underfloor Heating System

**thermoscreed**  
UNDERFLOOR HEATING

**Thermoscreed is designed for use below your screed, ideal for creating a heat bank below your floor finish. Designed for use in 20 - 50mm screed layers.**

Offering the flexibility of loose wire heating with a robust cable, designed to provide suitable heat performance through a screed layer.



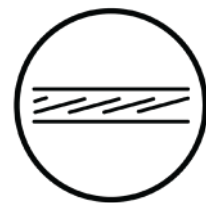
## In Screed heating

Suitable for installation in screeds of 20mm to 50mm and is recommended to be installed on top of insulation boards for improved heating performance. Suitable for use with sand and cement, or anhydrite or flow screeds.



## Efficient storage heating

In screed systems have a slightly slower heat up and cool down time as opposed to undertile systems, and this varies based on the thickness of the screed. Thermoscreed creates an energy efficient thermal mass below your floor by warming the entire screed which continues to radiate heat upwards after the system is off.



## Robust hard wearing cable

The advanced protective PVC coating on Thermoscreed cables protects the heating element during installation and during the screed pour. At 5.5mm thick the robust cable is designed to last a lifetime.

# Thermowire Loose Wire Underfloor Heating



## Thermowire Undertile Heating Cable Only

Stock Code	Size (m)	Area (m <sup>2</sup> )*	Output (W)	Amps (A)	RRP \$ Incl.	Thermostat Kits
101502	14	1.0 - 1.4	185	0.77	\$220.00	To purchase a full kit including a Thermostat refer to options on the next page and add the letters T/TB/TD/TDB/TWF to the end of the cable code to create the kit code.
101503	22	1.5 - 2.4	300	1.25	\$280.00	
101504	33	2.5 - 3.4	450	1.88	\$320.00	
101506	44	3.5 - 4.4	600	2.50	\$380.00	
101508	55	4.5 - 5.4	750	3.13	\$440.00	
101510	66	5.5 - 6.9	900	3.75	\$530.00	
101512	86	7.0 - 8.9	1200	5.00	\$655.00	
101515	110	9.0 - 10.9	1500	6.25	\$775.00	
101518	132	11.0 - 12.9	1800	7.50	\$935.00	
101521	154	13.0 - 14.9	2100	8.75	\$1,045.00	
101524	176	15.0 - 18.0	2400	10.00	\$1,175.00	

\*Based on approximately 150W/m<sup>2</sup> for installation directly below your tiles.



# Thermowire Loose Wire Undertile Heating Kits

## Included in all kits are:



### Heating Cable

Your selected size of Thermowire Heating Cable



### Thermostat

Your chosen Thermostat from below which includes a floor sensor & conduit



### Cable Monitor

Measures the integrity of the cable during install and sounds an alarm if damaged



### Cloth Tape

For securing cable down to the substrate

## Standard Control White T Kits

**Thermostat Code:** 5220A

**Kit Code:** Add 'T' to the end of the heating cable code. *E.g 101502T*

**Price:** Add \$325.00 to RRP \$ Incl. of the cable price.



## Standard Control Black TB Kits

**Thermostat Code:** 5226A

**Kit Code:** Add 'TB' to the end of the heating cable code. *E.g 101502TB*

**Price:** Add \$325.00 to RRP \$ Incl. of the cable price.



For more Thermostat information see page 43 for details.

## Dual Control White TD Kits

**Thermostat Code:** 5245

**Kit Code:** Add 'TD' to the end of the heating cable code. *E.g 101502TD*

**Price:** Add \$475.00 to RRP \$ Incl. of the cable price.



## Dual Control Black TDB Kits

**Thermostat Code:** 5246

**Kit Code:** Add 'TDB' to the end of the heating cable code. *E.g 101502TDB*

**Price:** Add \$475.00 to RRP \$ Incl. of the cable price.



For more Thermostat information see page 44 for details.

## Wi-Fi Control TWF Kits

**Thermostat Code:** 5235W

**Kit Code:** Add 'TWF' to the end of the heating cable code. *E.g 101502TWF*

**Price:** Add \$475.00 to RRP \$ Incl. of the cable price.



For more Thermostat information see page 45 for details.

# Thermoscreed Loose Wire Underfloor Heating



## Thermoscreed In Screed Heating Cable Only

Stock Code	Size (m)	Area (m <sup>2</sup> )*	Output (W)	Amps (A)	RRP \$ Incl.	Thermostat Kits
3050	11.0	1.0 - 1.2	200	0.83	\$225.00	
3051	16.5	1.3 - 1.7	300	1.25	\$255.00	
3052	22.0	1.8 - 2.2	400	1.67	\$289.00	To purchase a full kit including a Thermostat refer to options on the next page and add the letters T/TB/TD/TDB/TWF to the end of the cable code to create the kit code.
3053	27.5	2.3 - 2.7	500	2.08	\$329.00	
3054	33.0	2.8 - 3.2	600	2.50	\$379.00	
3055	39.0	3.3 - 3.8	700	2.92	\$419.00	
3056	45.0	3.9 - 4.6	850	3.54	\$459.00	
3057	55.0	4.7 - 5.6	1000	4.17	\$519.00	
3058	69.0	5.7 - 6.8	1250	5.21	\$639.00	
3059	76.0	6.9 - 7.6	1375	5.73	\$699.00	
3060	94.0	7.7 - 9.4	1700	7.08	\$829.00	
3061	116.0	9.6 - 11.7	2100	8.75	\$910.00	
3062	144.0	11.8 - 14.4	2600	10.83	\$1,125.00	
3063	183.0	14.5 - 18.3	3300	13.75	\$1,555.00	

\*Based on approximately 200W/m<sup>2</sup> for installation below the screed.

## Thermoscreed Loose Wire In Screed Heating Kits

### Included in all kits are:



#### Heating Cable

Your selected size of Thermoscreed Heating Cable



#### Thermostat

Your chosen Thermostat from below which includes a floor sensor & conduit



#### Cable Monitor

Measures the integrity of the cable during install and sounds an alarm if damaged



#### Cloth Tape

For securing cable down to the substrate

### Standard Control White T Kits

**Thermostat Code:** 5220A

**Kit Code:** Add 'T' to the end of the heating cable code. *E.g 3050T*

**Price:** Add \$325.00 to RRP \$ Incl. of the cable price.



### Standard Control Black TB Kits

**Thermostat Code:** 5226A

**Kit Code:** Add 'TB' to the end of the heating cable code. *E.g 3050TB*

**Price:** Add \$325.00 to RRP \$ Incl. of the cable price.



For more Thermostat information see page 43 for details.

### Dual Control White TD Kits

**Thermostat Code:** 5245

**Kit Code:** Add 'TD' to the end of the heating cable code. *E.g 3050TD*

**Price:** Add \$475.00 to RRP \$ Incl. of the cable price.



### Dual Control Black TDB Kits

**Thermostat Code:** 5246

**Kit Code:** Add 'TDB' to the end of the heating cable code. *E.g 3050TDB*

**Price:** Add \$475.00 to RRP \$ Incl. of the cable price.



For more Thermostat information see page 44 for details.

### Wi-Fi Control TWF Kits

**Thermostat Code:** 5235W

**Kit Code:** Add 'TWF' to the end of the heating cable code. *E.g 3050TWF*

**Price:** Add \$475.00 to RRP \$ Incl. of the cable price.



For more Thermostat information see page 45 for details.



# Thermofoil Underfloor Heating System

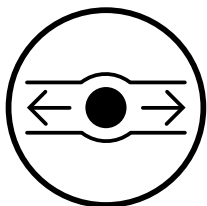
**Thermofoil is an electric Underfloor Heating foil designed for floating laminate, carpet and engineered timber floor finishes.**

Bring the luxury feeling of Underfloor Heating and the simplicity of an electric system to engineered timber, laminate and carpet floors.



## Lifetime warranty

We are so confident in the quality of Thermofoil that we give each system a warranty that lasts a Lifetime, with a 3 year warranty on our Thermostats.



## Efficient heat exchange foil

The double layer of foil in Thermofoil is specifically designed to protect the heating element and achieve an even spread of heat to the floor above.



## Easy cut and return installation

The accessible cable loops are a unique feature of our foil system. They make cut and return installation quick and easy while protecting the heating element.



## Continuous earth protection braid

Electrical safety is paramount and Thermofoil's continuous earth braid protection runs the entire length of the heating cable.



## Minimal height build-up

The foil system is only 2.5mm thick with a low profile cold tail of only 4mm, which can be concealed within the insulation or underlay. Please note, the Thermofoil will need to include underlay and overlay and these will increase your floor height build-up.



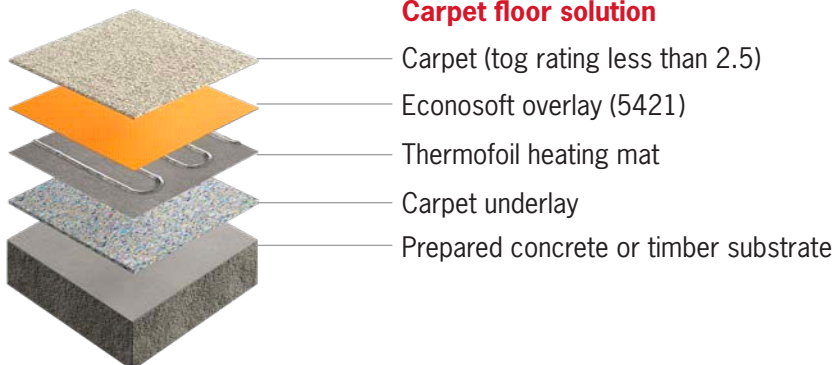
When installing under soft floor finishes such as carpet or engineered timber, please be sure to consult the floor finish manufacturer for guidance on compatibility and maximum temperature.

# Thermofoil Underfloor Heating System

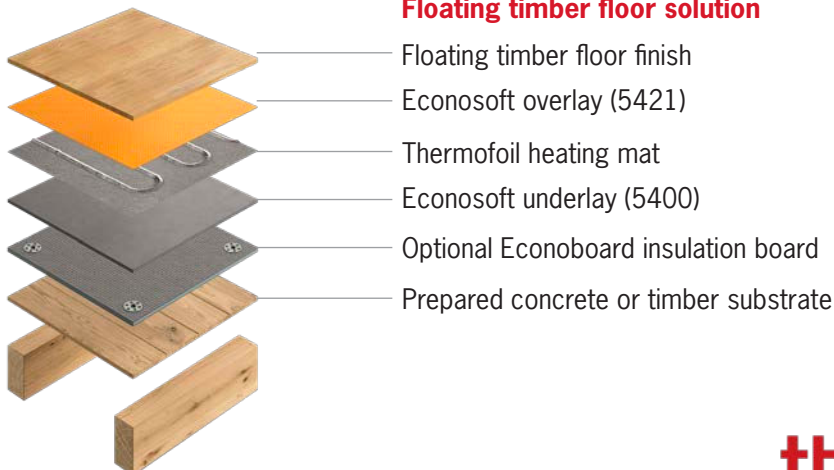
Thermofoil is the most advanced electric Underfloor Heating foil available. Innovations such as our exposed cable loops and continuous earth protection ensures easy installation and total safety. Thermofoil is a versatile system that can be used in many different floor configurations.



## Carpet floor solution



## Floating timber floor solution



## Thermofoil Heating Mat System

**thermofoil**  
UNDERFLOOR HEATING

Stock Code	Size (m)	Area (m <sup>2</sup> )	Output (W)	Amps (A)	RRP \$ Incl.
121402	2 x 0.5	1.0	140	0.58	\$329.00
121403	3 x 0.5	1.5	210	0.88	\$389.00
121404	4 x 0.5	2.0	280	1.17	\$419.00
121405	5 x 0.5	2.5	350	1.46	\$489.00
121406	6 x 0.5	3.0	420	1.75	\$569.00
121408	8 x 0.5	4.0	560	2.33	\$739.00
121410	10 x 0.5	5.0	700	2.92	\$859.00
121412	12 x 0.5	6.0	840	3.50	\$909.00
121414	14 x 0.5	7.0	980	4.08	\$969.00
121416	16 x 0.5	8.0	1120	4.67	\$1,105.00
121418	18 x 0.5	9.0	1260	5.25	\$1,249.00
121420	20 x 0.5	10.0	1400	5.83	\$1,429.00
121424	24 x 0.5	12.0	1680	7.00	\$1,639.00

Remember to order your chosen Thermofoil system, a Thermostat (see pages 43-46) and the suitable underlay and overlay for the floor build-up.


## Thermofoil overlay and underlay accessories

Overlay and underlay are essential for a long lasting floating heated floor construction.



### Econosoft Underlay


All Thermofoil installations require a cushioning underlay. Econosoft is a 5mm cushioning underlay that can be used with any Thermofoil installation. This can be substituted with a standard carpet or hard floor underlay.



### Econosoft Overlay

An essential 1.5mm cushioning overlay that also acts as a vapour and acoustic barrier and should be included above Thermofoil in every application.

Stock Code	Description	Size	Thickness	Unit	RRP \$ Incl.
5400	Econosoft Cushioning Underlay	1200 x 500mm	5mm	10 Pack (6m <sup>2</sup> )	\$179.00
5421	Econosoft Overlay	10m x 1m	1.5mm	Roll (10m <sup>2</sup> )	\$315.00





# Thermoslab Underfloor Heating System

Thermoslab is a brilliantly versatile, robust 7mm thick Underfloor Heating cable designed for use In Slab. Thermoslab heating will take some time to heat up, as much as 1-2 days, however the slab will become a thermal heat mass and slowly release this heat up into the room. Due to the nature of the heating, where possible it is recommended to connect the slab heating to an off-peak meter to save on running costs. For more details on off-peak and the suitable thermostats to use refer to page 46. The formula below will help to work out which heating cable is required.

**Available floor space (m<sup>2</sup>) x 5 = Required cable length (m)**



## Thermoslab Heating Cable Only


**thermoslab**  
UNDERFLOOR HEATING

Stock Code	Length (m)	Area (m <sup>2</sup> )*	Output (W)	Amps (A)	RRP \$ Incl.
3138	10	2.0	300	1.25	\$309.00
3139	20	4.0	600	2.50	\$379.00
3141	30	6.0	900	3.75	\$399.00
3142	37	7.4	1100	4.58	\$479.00
3145	50	10.0	1500	6.25	\$529.00
3147	60	12.0	1800	7.50	\$599.00
3148	67	13.4	2010	8.38	\$669.00
3152	84	16.8	2500	10.42	\$739.00
3155	100	20.0	3000	12.50	\$829.00
3156	112	22.4	3350	13.96	\$1,059.00
3158	134	26.8	4020	16.75	\$1,179.00
3160	150	30.0	4500	18.75	\$1,379.00
3161	170	34.0	5100	21.25	\$1,619.00
3163	185	37.0	5500	22.92	\$1,759.00
3164	200	40.0	6000	25.00	\$1,899.00
3257	Pack of 100 Cable Ties - allow 3 cable ties per L/m of cable.				\$9.50

\*Based on approximately 150W/m<sup>2</sup> for installation onto the mesh with a cable spacing of 200mm.

# Thermotouch Underfloor Heating Thermostats help you control your Underfloor Heating and save you money

**Our Thermostats provide accurate floor and ambient temperature control combined with a heating schedule that only heats when you need it and helps to reduce your running costs.**



## Fully programmable\*

Create an on demand heating schedule to provide heat only when you need it.



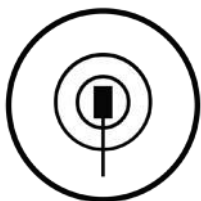
## Accurate control

Accurate ambient and floor sensors provide total control over your heating system.\*\*



## Easy installation

Easy installation into the mains electricity supply.



## Sensor and conduit

All thermostats include a floor sensor and conduit. The conduit is provided for the sensor installation.



## Range of options

Our range includes options from Programmable to Dual Control, Wi-Fi and even Manual thermostats.



## Three year warranty

All of our thermostats are covered by a three year replacement warranty.

\*Excluding the manual controllers on page 46 which are designed for use with off-peak or home automation

\*\*The 5250 and 5291 thermostats on page 46 use floor sensors only

# Thermotouch 7.6iG Glass Programmable Thermostat

**Have full control over your electric Underfloor Heating system with the Thermotouch 7.6iG fully programmable glass thermostat.**

The Thermotouch 7.6iG Programmable Thermostat features a fully programmable 7 day heating schedule with 6 heating events every day of the week. The ice white and piano black glass fascias and clean lines are a perfect match for any modern interior.



Stock Code	Colour	Size W x H x D (mm)	IP Rating	Max Load	RRP \$ Incl.
5220A	Ice White	85 x 115 x 46 (26mm in wall)	IP30	16A	\$325.00
5226A	Piano Black	85 x 115 x 46 (26mm in wall)	IP30	16A	\$325.00

Thermotouch 7.6iG thermostat included in all T & TB Underfloor Heating kits - pages 23, 25, 33 and 35

Stock Code	Description	Size W x H x D (mm)	RRP \$ Incl.
5221	White Landscape Mounting Plate	115 x 86 x 5	\$28.00
5223	Black Landscape Mounting Plate	115 x 86 x 5	\$28.00

**thermotouch**  
INTELLIGENT HEATING CONTROLS



# Thermotouch 4.3dC Dual Programmable Thermostat

**Thermotouch 4.3dC is a dual thermostat that can control both your Underfloor Heating and electric Heated Towel Rail or Mirror Demister.**

The Thermotouch 4.3dC has been designed to deliver an easy to use electric Underfloor Heating thermostat that has all the functionality required yet is simple to operate. The second relay operates an independent timer allowing separate heating schedules for your Heated Towel Rail or Mirror Demister.

Whilst the Thermotouch 4.3dC is supplied with a floor sensor, it is also compatible with the most popular floor sensors on the market making it suitable as an upgrade for your current thermostat.



Stock Code	Colour	Size W x H x D (mm)	IP Rating	Max Load	RRP \$ Incl.
5245	Ice White	129 x 88 x 48 (31mm in wall)	IP30	20A*	\$475.00
5246	Satin Black	129 x 88 x 48 (31mm in wall)	IP30	20A*	\$475.00

Thermotouch 4.3dC thermostat included in all TD & TDB Underfloor Heating kits - pages 23, 25, 33 and 35.

\*16 Amp relay for the Underfloor Heating and 5 amp relay for the second appliance. Max total load of 20 amps.

An AC transformer must be used if using a low voltage appliance on the second relay or if using a DC transformer then an inrush limiting device must be installed.

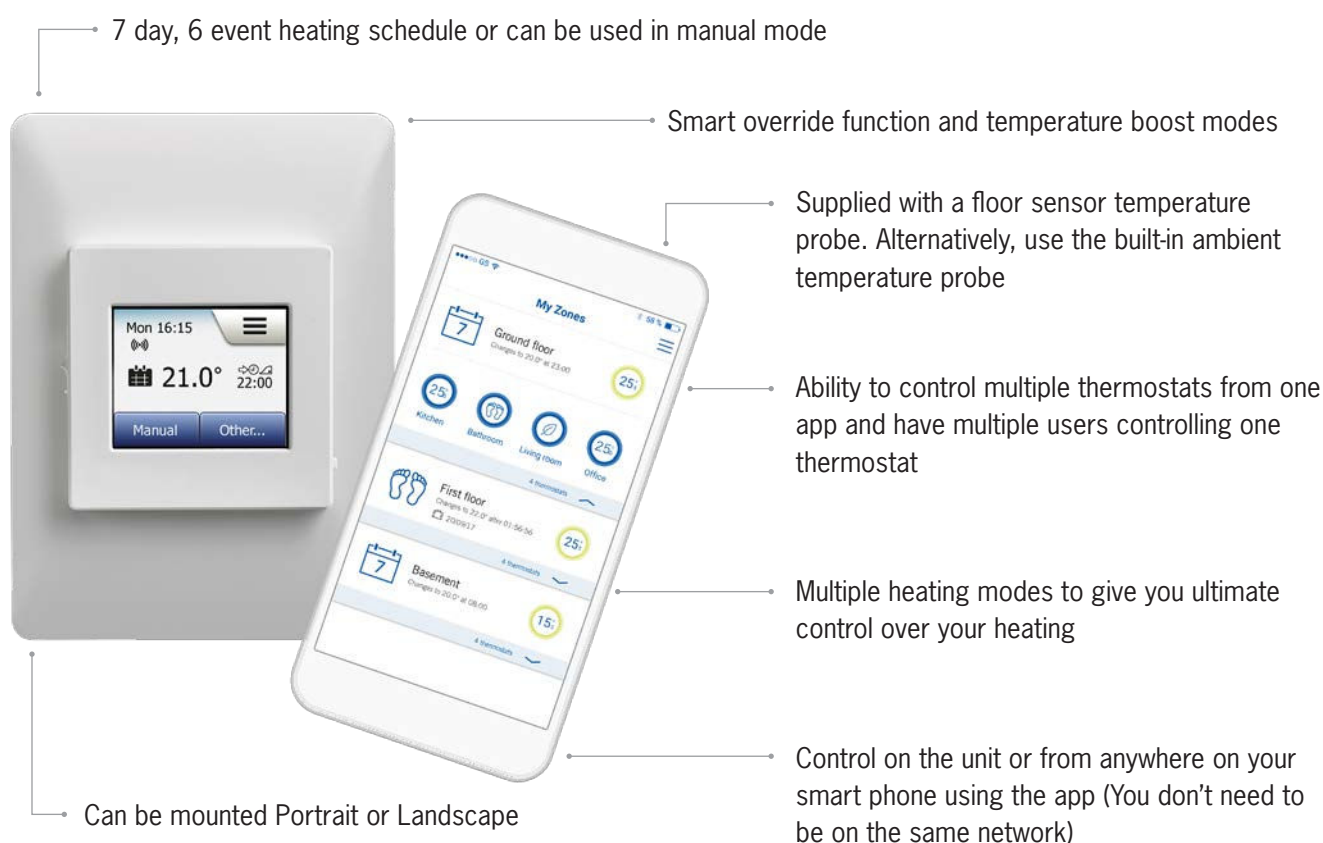
View Thermorail Heated Towel Rail Timers on pages 104-105.

# Thermotouch 5235W Wi-Fi Programmable Thermostat

**An Underfloor Heating thermostat that allows you to control your electric Underfloor Heating system remotely.**

The Thermotouch 5235W allows you to control your Underfloor Heating either via the colour touch screen or remotely through an app on your smart phone. The thermostat can be mounted landscape or portrait and the sleek design is a perfect match for any room.

The 5235W is a single relay unit and therefore cannot be used for controlling both your Underfloor Heating and Heated Towel Rail.



Stock Code	Colour	Size W x H x D (mm)	IP Rating	Max Load	RRP \$ Incl.
5235W	White	84 x 115 x 40 (22mm in wall)	IP21	16A	\$475.00

Thermotouch 5235W Wi-Fi thermostat included in all TWF Underfloor Heating kits - pages 23, 25, 33 and 35

**thermotouch**  
INTELLIGENT HEATING CONTROLS



# Thermotouch Manual Thermostats

**Thermotouch Manual Thermostats are designed for applications where only an on/off function is required to control the floor temperature, typically when using off-peak or home automation.**

The manual thermostat range allows you to set a temperature for your Underfloor Heating and then switch the heating via a simple on/off switch. In the case of using off-peak or home automation, the manual thermostat allows you to set your desired temperature and then control the on/off either by your home automation system or the switching of the off-peak power. All thermostats are supplied with a floor sensor and conduit.



## Thermotouch 9.2mG Glass Manual Thermostat

The 5215/5216 Manual thermostats offer simple on/off controls and easy temperature adjustment. There are also some advanced settings including temperature limits and an ambient temperature sensor option. The sleek glass fascia makes it perfect for use in high visibility locations.



## Thermotouch 5250 Manual Dial Thermostat

The 5250 Manual Thermostat features a simple on/off switch and a manual temperature dial. The red light indicator shows when the heating is operating. The 5250 is floor sensing only.



## Thermotouch 5291 Manual DIN-Rail Thermostat

The 5291 Manual Thermostat features a simple temperature dial. The 5291 is designed to be mounted in your electrical box. The red light indicator shows when the heating is operating. The 5291 is floor sensing only.

Stock Code	Colour	Size W x H x D (mm)	IP Rating	Max Load	RRP \$ Incl.
5215	Ice White	85 x 85 x 46 (31mm in wall)	IP30	16A	\$269.00
5216	Piano Black	85 x 85 x 46 (31mm in wall)	IP30	16A	\$269.00
5250	White	86 x 86 x 50 (26mm in wall)	IP30	16A	\$209.00
5291	White	36 x 86 x 58 (48mm in electrical board)	IP20	16A	\$299.00

# Electrical Accessories



## Underfloor Heating Cable Monitor

**Code: 6025\***

For cable integrity monitoring during installation. Supplied with every kit purchased.



## Spray Adhesive

**Code: 6026**

Useful for matting and loose wire installations where additional adhesion is required.



## Floor Sensor Probe

**Code: 5266/5269\*\***

Supplied with every Thermostat and is designed to provide accurate floor temperature control.



## Contactor and Snubber

**Code: 5279/5280/5286**

Used to switch loads greater than 16 amps.



## Snubber for use with Contactors

**Code: 5281**

The snubber prevents power spikes from passing through the contactor to the floor heating. Supplied with every contactor.



## Cable Repair Kit


**Code: 5270**

To extend the cold tail or repair Underfloor Heating cables (Professional use only)

Stock Code	Description	Unit	RRP \$ Incl.
6025*	Underfloor Heating Cable Monitor	ea	\$41.00
6026	Spray Adhesive 500ml (10m <sup>2</sup> )	ea	\$47.50
5266**	Thermostat Floor Sensor Probe 10k Ω	ea	\$40.00
5269**	Thermostat Floor Sensor Probe 12k Ω (5235W and 5291 only)	ea	\$40.00
5267**	Flexible Floor Sensor Conduit	1.8 Lm	\$30.00
5279	25Amp Contactor with Snubber	ea	\$199.00
5280	40Amp Contactor with Snubber	ea	\$310.00
5286	63Amp Contactor with Snubber	ea	\$375.00
5281	Snubber for use with Contactors	ea	\$38.00
5270	Cable Repair Kit	ea	\$39.00
6994	Plastic EU Thermostat Back Box	ea	\$20.00
5412	Cold Tail Extension Wire	Lm	\$16.50

\*A 6025 is supplied at no charge when purchasing heating cable and a controller.

\*\*Floor sensors and conduits are supplied with all thermostats.



# Insulation

## Contents

Econoboard Coated Insulation	50
Econoboard Uncoated Insulation	52



# Key benefits of Econoboard Insulation

## Econoboard insulation is recommended for an energy efficient electric Underfloor Heating system.

Econoboard offers a cost-effective thermal insulation board for concrete and timber substrates. A layer of Econoboard will help prevent heat loss into the substrate and ensure faster heat up times, as well as providing a stable, flat substrate for the Underfloor Heating to be laid onto. Available in 6mm or 10mm boards, Econoboard gives you maximum insulation with a minimal height build-up.



### 50% increase in efficiency

Improve the efficiency of electric Underfloor Heating by up to 50% by minimising heat loss into the substrate and ensuring faster heat-up times.



### Multiple Applications

Econoboard offers an easy to install solution for both concrete and timber substrates and can be used on both walls and floors.



### Lifetime warranty

Econoboard is warranted against material defects for the lifetime of the original floor covering under which it is installed.

### Without insulation



#### Heat loss into the substrate

Without insulation boards, heat energy is lost into the substrate before radiating up through the floor into the room. This is wasted energy.

### With insulation




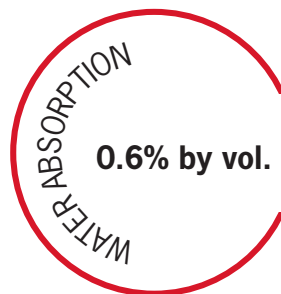

#### Improved efficiency and comfort

Econoboard reflects the heat energy up through the floor, resulting in increased efficiency and much lower running costs.

# Econoboard Coated Insulation Boards

Manufactured using a high-density extruded polystyrene core and a polymer modified, fiber reinforced cement coating on both sides. Econoboard Coated adds rigidity and strength to a timber substrate.

Econoboard Coated is the recommended insulation board for use in wetrooms that are being waterproofed.




## Installation Overview


Using Econoboard Coated and our range of fixing accessories quickly creates an ideal, stable substrate for tile adhesive and Underfloor Heating. It can be used on floors and walls and is 100% rot-proof which makes it ideal for use in bathrooms and wetrooms.

1. Ensure the substrate is secure and free from dust and any debris.
2. Cut boards to size with a sharp blade and position over the floor area in an offset brick pattern.
3. For fixing to a timber substrate use fixing screws and washers at 300mm centres. For fixing to a concrete substrate glue down using a full bed of cement based tile adhesive mixed to the manufacturers specifications.

**Fixing to a timber substrate**



**Fixing to a concrete substrate**



Stock Code	Thickness (mm)	Board Size (m)	Board Area (m <sup>2</sup> )	Pack Quantity	Pack Area (m <sup>2</sup> )	R Value m <sup>2</sup> k/w	RRP \$ Incl.
6106	6	1.2 x 0.6	0.72	8	5.76	0.15	\$329.00
6110	10	1.2 x 0.6	0.72	6	4.32	0.27	\$329.00

## Accessories



### Reinforcing Tape

Reinforcing tape is used to help seal the joints between the boards when waterproofing over the Econoboard. Allow 2m of tape per board.



### Zinc Fixing Washers

The zinc fixing washers are used when screwing Coated Econoboard to a timber substrate to give a large surface area for holding down the board. Screws are not supplied. Allow 10 washers per board.



### Fixing Washers and Screws

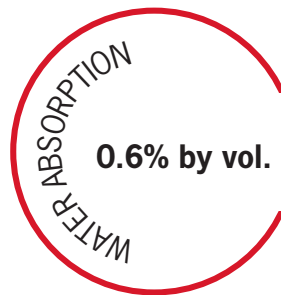

The fixing washer and screw packs include both the zinc fixing washers and screws for fixing down the boards to a timber substrate. Allow 10 washers/screws per board.

Stock Code	Description	Unit	RRP \$ Incl.
6015	100mm Reinforcing Tape - 25m roll	ea	\$66.00
6016	Zinc Fixing Washers (35mm)	pk 100	\$51.00
6022	Fixing Washers (32mm) and Screws	pk 100	\$56.00

# Econoboard Uncoated Insulation Boards


Manufactured using a high-density extruded polystyrene core, the uncoated boards provide maximum insulation for use directly on a concrete substrate.

Econoboard Uncoated is not suitable for waterproofing to be applied onto. For wetroom applications with waterproofing, we recommend Econoboard Coated. Econoboard Uncoated is not suitable to be screwed down, it must be glued to the substrate with a full bed of tile adhesive.



## Installation Overview

Solid concrete floors and screeds absorb the cold and damp from below. Econoboard should be used before tiling to inhibit moisture and prevent heat loss into the substrate. Ideal for under tiled floors on concrete subfloors. For wetroom applications we recommend Econoboard Coated.



1. Ensure the concrete substrate is free from dust and any debris.
2. Mix tile adhesive according to manufacturer guidelines and spread on substrate with a notched trowel. Ensure the adhesive has the correct moisture level and the boards are laid before the glue skins.
3. Place in an offset brick pattern and fix in position by pressing the boards firmly into the adhesive.

Stock Code	Thickness (mm)	Board Size (m)	Board Area (m <sup>2</sup> )	Pack Quantity	Pack Area (m <sup>2</sup> )	R Value m <sup>2</sup> k/w	RRP \$ Incl.
6012	6	1.2 x 0.6	0.72	20	14.4	0.18	\$525.00
6014	10	1.2 x 0.6	0.72	10	7.2	0.3	\$390.00

## Econoboard Uncoated Acoustic Properties

Econoboard Uncoated Insulation boards will help to absorb impact sound resulting in decreased noise pollution, reducing impact sound by up to 20dB!





Model Shown: TF1800

# Space Heating



## Instant Heat Source

The fan heaters provide an instant heat source in the room, drawing air across a heating element to instantly blow hot air into the room.



## Plug-in or Hardwired

The fan heaters are supplied with a 1m lead and plug for easy plug-in to a power point. Alternatively, the plug can be removed for the unit to be hardwired.



## Range of applications

The instant heat source provided by the unit makes them useful in a range of applications from bathrooms, hotels, classrooms or offices.

# TF1800 Fan Heater


The Thermofan TF1800 boasts intelligent energy saving touchscreen controls. The unit is fully programmable, allowing you to set when you want it on every day of the week and at your desired temperature, or you can use it in manual mode.



Stock Code	Size (mm)	Output (W)	Room Size (m <sup>2</sup> )	IP Rating	RRP \$ Incl.
TF1800	H450 x W270 x D110	1800	Up to 15	IP24	\$545.00

# TF2400 Fan Heater

The Thermofan TF2400 is a compact and sleek down flow heater. The unit features a metal case which is built to last and is operated by a pull switch for a simple on/off operation. The fan heater provides an instant heat source with low noise level, helping to rapidly warm any room in the home.



Stock Code	Colour	Size (mm)	Output (W)	Room Size (m <sup>2</sup> )	IP Rating	RRP \$ Incl.
*TF2400S	Stainless Steel	H200 x W270 x D110	2400	Up to 16	IPX0	\$279.00
TF2400W	White	H200 x W270 x D110	2400	Up to 16	IPX0	\$279.00

\*Only Available While Stocks Lasts



Model Shown: VSH900HBZ



# Heated Towel Rails

## Contents

Types of Heated Towel Rails	58	240V Heritage Rail	102
Thermorad In-Wall Towel Dryer	60	Thermorail Custom Plated Colour Finishes	103
12V Single Bar Range	65	Thermorail Timers	104
12V Vertical Bar Range	71	Non-Heated Range	106
12V Ladder Range	76	Multiflex Wiring Explained	108
240V Vertical Bar Range	80	Positioning your Thermorail	109
240V Ladder Range	84		
240V Free Standing Range	99		
240V Swivel Range	100		



# Why choose a Thermorail Heated Towel Rail

**Transform your bathroom with the comfort and luxury of warm, dry towels.**



## Warm Dry Towels

Gone is the experience of stepping out of a shower to a damp towel, now it's to a warm, dry towel.



## Energy Efficient

Our range of dry, electric element Heated Towel Rails are extremely energy efficient. An average 600x800mm ladder rail will cost as little as 1c per hour to run. The dry element also ensures a rapid heat-up time of approx 10-30 minutes.



## Quality Stainless Steel

Our rails are made from high-quality Stainless Steel designed for use in the bathroom and are backed by our warranties for your peace of mind.



## Healthy Drying

A Heated Towel Rail ensures your towel is kept dry, reducing the likelihood of germ and bacteria buildup.



## Australian Compliant

Our range of Heated Towel Rails are certified in accord with Australian standard AS/NZS 60335.1 and AS/NZS 60335.2.43.



## Preserve Your Towels

A Heated Towel Rail will keep your towel drier, therefore reducing the number of times it needs to be washed. Further, drying your towels on a rail as opposed to using a tumble dryer will extend your towels life span.



**Find the answers to your questions**

Scan the QR Code to visit the Thermogroup Learning Centre



# Types of Heated Towel Rails

The Thermorail range offers three different product types to suit your design and requirements.



## Thermorad In-Wall Towel Dryer

Thermorad provides a revolutionary new way to dry your towels. The Thermorad panel is installed in your wall cavity directly behind where your towel rail will be installed. The panel creates an invisible towel dryer that reduces the drying time of your towels by up to 70% compared to a non-heated rail. The beauty of the Thermorad panel is that it can be used with any rail, robe hook or ladder without compromising on the design aesthetics of your room.



## 12Volt Low Voltage Heated Towel Rails

In a bathroom, there are electrical zones that influence where electrical items can be installed. In a wet area such as above a bath or in a shower and areas within 600mm of a tap, any electrical products need to be low voltage.

A 12V rail will still heat up in the same time, reach the same temperature and cost the same to run as a 240V rail, however, the low voltage makes it safe for use in wet areas. All Thermorail 12V rails are supplied with a transformer which reduces the incoming voltage from 240V down to 12V.



## 240Volt Heated Towel Rails

The 240V range of Heated Towel Rails are designed for use in bathrooms, outside of the wet areas as mentioned above. Being 240Volts means that the rails can be hard-wired directly to existing power or plugged in for a retro-fit application.

The 240V range offers a variety of styles and designs, as well as several different colour finishes.

# Available Styles

**Thermorail Heated Towel Rails transform your bathroom with the comfort and luxury of warm, dry towels.**


When you are looking to add that little bit extra to your bathroom design, there is sure to be something that suits you from our extensive rail range.



**Thermorad In-Wall Towel Dryer**  
Pages 60 - 63



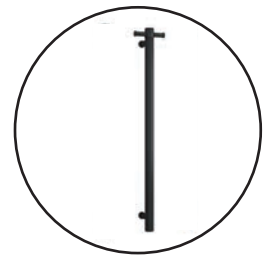
**12V Single Bar Range**  
Pages 65 - 70



**12V Vertical Bar Range**  
Pages 71 - 75



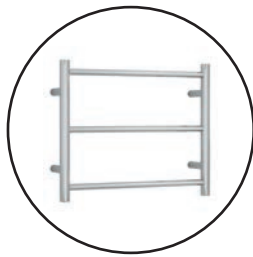
**12V Ladder Range**  
Pages 76 - 77



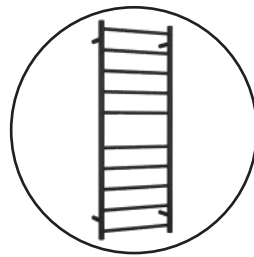
**240V Vertical Bar Range**  
Page 80 - 83



**Polished Stainless Steel Ladder Range**  
Pages 84 - 89



**Budget Range**  
Pages 90 - 91



**Matt Black Ladder Range**  
Pages 92 - 93




**Brushed Stainless Steel Ladder Range**  
Pages 94 - 95



**Coloured Ladder Range**  
Pages 96 - 98




**Free Standing Ladder Range**  
Page 99



**Swivel Ladder Range**  
Pages 100 - 101



**Heritage Ladder Rail**  
Page 102



**Custom Plated Range**  
Page 103



**Non-Heated Range**  
Pages 106 - 107



## Thermorad In-Wall Towel Dryer



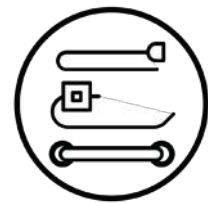
### Create an invisible towel dryer

No one enjoys the experience of using a damp towel however it is a common reality for those who shower morning and evening or in areas of high humidity. The Thermorad sits invisibly in the wall and dries a damp towel in around 4-6 hours.



### Reduce drying times by up to 70%

The Thermorad panel is designed to be concealed in the wall whilst radiating heat directly behind a towel rail, to reduce the drying time by up to 70% as opposed to a non-heated towel rail.




### Suitable for use with any rail or robe hook

The beauty of the Thermorad is that it can be located behind any towel rail or robe hook, no matter what the style, colour or finish. It can even be installed behind a non-heated ladder providing the fixing points are outside the panel area.




### Low Energy Usage

The Thermorad draws 160 watts an hour. This means that if it was running for 6 hours a day it would cost around 33 cents a day to run based on an electricity tariff of 34c/kWh.



### Set And Forget


The use of a programmable timer allows you to set up your preferred drying schedule to ensure your towel is dry whenever you come to use it. Alternatively, it can be wired to a on/off switch for manual operation. Timers need to be purchased separately.



### Ten Year Warranty

The Thermorad panel is backed by a 10 year warranty to give you peace of mind that your product will last for years to come.

# Thermorad In-Wall Towel Dryer



Stock Code	Size W x H x D (mm)	Output (W)	Voltage (V)	RRP \$ Incl.
------------	---------------------	------------	-------------	--------------

TR5585	555 x 850 x 25*	160	240	\$475.00
--------	-----------------	-----	-----	----------


\*The overall size is 555x850mm with the heated area of 500x650mm.

## Installation Overview



### Modify frame work Double fixing requirements

The unit needs to sit between the studs in the wall with allowance for the power supply.



For rails wider than 650mm we recommend installing two Thermorad panels next to each other.



### Fix Thermorad in position

Fix the panel flush with the wall frame using the four fixing positions on the panel.



### Sheet wall and tile

Complete the wall installation and mount your rail above the Thermorad.



This is an illustrative guide only. Read the instruction manual that is supplied with the panel in full before attempting installation.



Watch the Thermorad Install Video

**thermorad**  
RADIANT WALL HEATING





### Thermorad Overview Video

Learn more about how Thermorad works and the benefits that it offers.



### Hear from a happy customer

Nikki McGar from Interior Styling shares why the Thermorad is her favourite hidden feature in her bathroom.



## Thermorad FAQs

We have put together a range of answers to the most frequently asked questions about the Thermorad In-Wall Towel Dryers. If you have a question that isn't answered here please give us a call or scan the QR Code below to visit the Thermorad product page.

#### Does the Thermorad panel heat the room?

The Thermorad panel is primarily designed to dry your towels. It works on radiating heat from the wall surface, so the panel would help to take the chill out of the room however, this is not the primary purpose of the panel.

#### What is the heat-up time?

This will vary slightly depending on the thickness of your wall, however allow 45-60 minutes for the wall to heat up and 4-6 hours to dry your towel.

#### Is there a particular spot in the wall the panel needs to be installed?

The panel needs to be installed flush with the front face of the stud wall so that there is no air pocket between the panel and the rear of the wall sheeting. The panel needs to be installed just below your towel rail, so the heat is radiating where your towel will be hanging.



Visit Product Page



Consider using a timer to control your Thermorad to ensure your towel is dry when you need it and to help control your running costs. See pages 104-105.



Model Shown: SR4412


Bathroom: AM Bathrooms & Projects. Image: Sebastian Photography

## 12V Low Voltage Heated Towel Rails



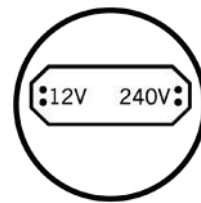
### Safe for use in wet areas

All the rails in this range are low voltage enabling them to be safely located anywhere in your bathroom or wet area providing you full flexibility with your bathroom design. See page 109 for electrical zoning.



### Concealed dry element

All of the 12V ladder rails have a dry electric element that can be concealed wired on either the left or right-hand side of the rail while the vertical bars can be concealed wired at the top or bottom of the rail. Single Bar rails come as standard with right-hand side wiring, left-hand wiring is available upon request.



### Transformer included

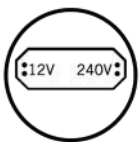
All of the Thermorail 12V range come with a 12V transformer meaning the only additional electrical item you require is a switch or timer to control the rail.





Model Shown: DSR6B  
Bathroom: The Blue Space

# 12V Round Single Bar Range



**Transformer included**  
(12 month warranty)



**Safe for use in bathrooms**



**Polished Stainless Steel**



**Coloured Stainless Steel**



**Right hand concealed wiring**



**Recommended to be installed in a set of 3+**



## DSR6 Polished Stainless Steel

- ⊗ Round Profile
- ⊗ W632 x H32 x D100mm
- ⊗ 18 Watt Output
- ⊗ 10 Year Warranty

Stock Code	RRP \$ Incl.
DSR6	\$249.00



## DSR6B Matt Black Coated

- ⊗ Round Profile
- ⊗ W632 x H32 x D100mm
- ⊗ 18 Watt Output
- ⊗ 7 Year Warranty

Stock Code	RRP \$ Incl.
DSR6B	\$279.00




## DSR6BR Brushed Stainless Steel

- ⊗ Round Profile
- ⊗ W632 x H32 x D100mm
- ⊗ 18 Watt Output
- ⊗ 7 Year Warranty

Stock Code	RRP \$ Incl.
DSR6BR	\$279.00

# 12V Round Single Bar Range



### DSR6BN Brushed Nickel

- ✔ Round Profile
- ✔ W632 x H32 x D100mm
- ✔ 18 Watt Output
- ✔ 7 Year Warranty

Stock Code	RRP \$ Incl.
DSR6BN	\$375.00



### DSR6BB Brushed Brass

- ✔ Round Profile
- ✔ W632 x H32 x D100mm
- ✔ 18 Watt Output
- ✔ 7 Year Warranty


Stock Code	RRP \$ Incl.
DSR6BB	\$375.00



### DSR6GM Gun Metal PVD

- ✔ Round Profile
- ✔ W632 x H32 x D100mm
- ✔ 18 Watt Output
- ✔ 7 Year Warranty

Stock Code	RRP \$ Incl.
DSR6GM	\$375.00



### DSR6BG Brushed Gold PVD

- ✔ Round Profile
- ✔ W632 x H32 x D100mm
- ✔ 18 Watt Output
- ✔ 7 Year Warranty

Stock Code	RRP \$ Incl.
DSR6BG	\$375.00



### DSR6W Satin White Coated

- ✔ Round Profile
- ✔ W632 x H32 x D100mm
- ✔ 18 Watt Output
- ✔ 7 Year Warranty

Stock Code	RRP \$ Incl.
DSR6W	\$279.00



### DSR4 Polished Stainless Steel

- ✔ Round Profile
- ✔ W450 x H32 x D100mm
- ✔ 14 Watt Output
- ✔ 10 Year Warranty

Stock Code	RRP \$ Incl.
DSR4	\$225.00

# 12V Round Single Bar Range



## DSR8 Polished Stainless Steel

- ✓ Round Profile
- ✓ W832 x H32 x D100mm
- ✓ 23 Watt Output
- ✓ 10 Year Warranty

Stock Code	RRP \$ Incl.
DSR8	\$315.00



## DSR8B Matt Black Coated

- ✓ Round Profile
- ✓ W832 x H32 x D100mm
- ✓ 23 Watt Output
- ✓ 7 Year Warranty

Stock Code	RRP \$ Incl.
DSR8B	\$339.00



## DSR8BR Brushed Stainless Steel

- ✓ Round Profile
- ✓ W832 x H32 x D100mm
- ✓ 23 Watt Output
- ✓ 7 Year Warranty

Stock Code	RRP \$ Incl.
DSR8BR	\$339.00



## DSR8GM Gun Metal PVD

- ✓ Round Profile
- ✓ W832 x H32 x D100mm
- ✓ 23 Watt Output
- ✓ 7 Year Warranty

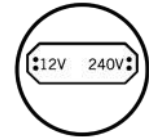
Stock Code	RRP \$ Incl.
DSR8GM	\$445.00



## DSR8BG Brushed Gold PVD

- ✓ Round Profile
- ✓ W832 x H32 x D100mm
- ✓ 23 Watt Output
- ✓ 7 Year Warranty

Stock Code	RRP \$ Incl.
DSR8BG	\$445.00



**Transformer included**  
(12 month warranty)



**Safe for use in bathrooms**



**Polished Stainless Steel**



**Coloured Stainless Steel**




**Right hand concealed wiring**



**Recommended to be installed in a set of 3+**


# 12V Square Single Bar Range



### DSS4 Polished Stainless Steel

- ☑ Square Profile
- ☑ W450 x H40 x D100mm
- ☑ 17 Watt Output
- ☑ 10 Year Warranty


Stock Code	RRP \$ Incl.
DSS4	\$225.00



### DSS6 Polished Stainless Steel

- ☑ Square Profile
- ☑ W632 x H40 x D100mm
- ☑ 23 Watt Output
- ☑ 10 Year Warranty


Stock Code	RRP \$ Incl.
DSS6	\$249.00



### DSS6B Matt Black Coated

- ☑ Square Profile
- ☑ W632 x H40 x D100mm
- ☑ 23 Watt Output
- ☑ 7 Year Warranty

Stock Code	RRP \$ Incl.
DSS6B	\$279.00



### DSS6BR Brushed Stainless Steel

- ☑ Square Profile
- ☑ W632 x H40 x D100mm
- ☑ 23 Watt Output
- ☑ 7 Year Warranty


Stock Code	RRP \$ Incl.
DSS6BR	\$279.00



### DSS6W Satin White Coated

- ☑ Square Profile
- ☑ W632 x H40 x D100mm
- ☑ 23 Watt Output
- ☑ 7 Year Warranty

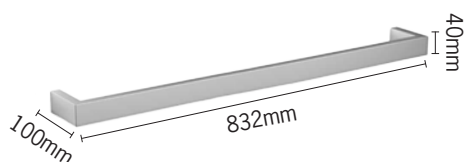
Stock Code	RRP \$ Incl.
DSS6W	\$279.00



### DSC6 Polished Stainless Steel

- ☑ Square Profile with rounded corners
- ☑ W640 x H40 x D100mm
- ☑ 23 Watt Output
- ☑ 10 Year Warranty

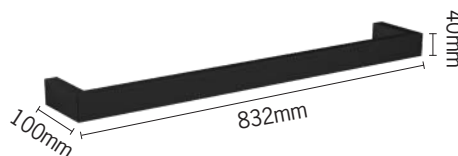
Stock Code	RRP \$ Incl.
DSC6	\$249.00



### DSS8 Polished Stainless Steel

- ☑ Square Profile
- ☑ W832 x H40 x D100mm
- ☑ 30 Watt Output
- ☑ 10 Year Warranty


Stock Code	RRP \$ Incl.
DSS8	\$315.00



### DSS8B Matt Black Coated

- ☑ Square Profile
- ☑ W832 x H40 x D100mm
- ☑ 30 Watt Output
- ☑ 7 Year Warranty

Stock Code	RRP \$ Incl.
DSS8B	\$339.00



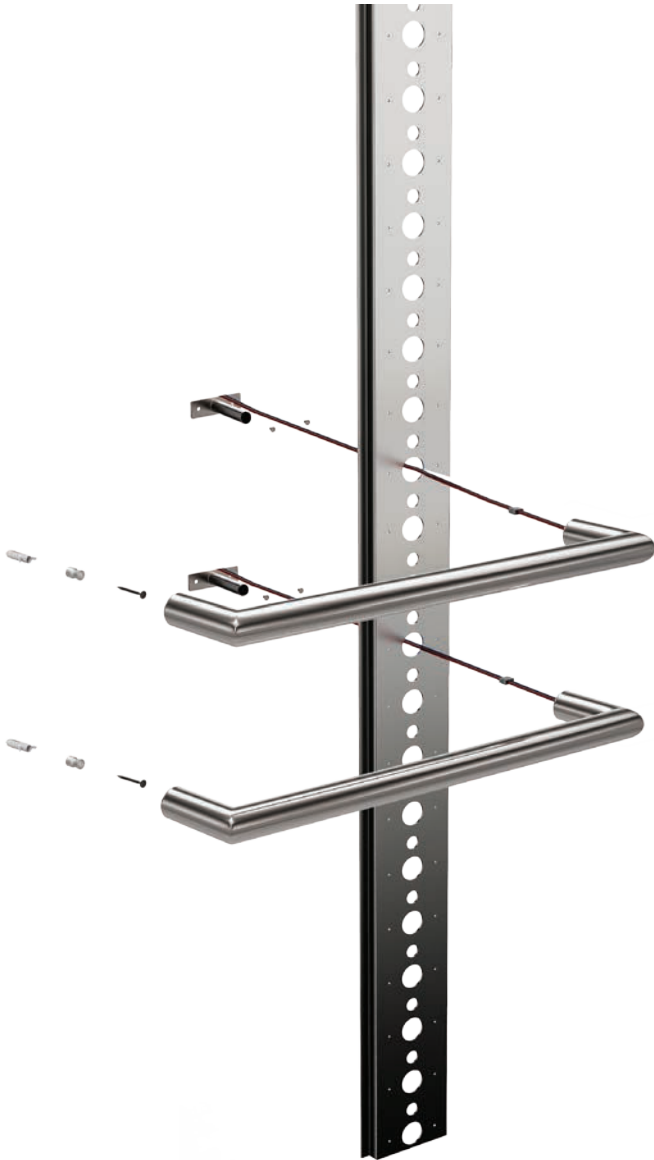
### DSS8BR Brushed Stainless Steel

- ☑ Square Profile
- ☑ W832 x H40 x D100mm
- ☑ 30 Watt Output
- ☑ 7 Year Warranty

Stock Code	RRP \$ Incl.
DSS8BR	\$339.00

# Round and Square Single Bar Mounting System

The mounting system allows for easy installation of multiple single bar rails by ensuring perfect rail spacing and allowing for the supply cable to be installed before the wall is sheeted. Mounting spigots are supplied with the single bar towel rails when purchased with a mounting kit.



Stock Code	Description	Size (mm)	RRP \$ incl.
7060	Thermorail Mounting System	H1000 x W110 x D10	\$215.00
7062	Thermorail Spigot for 7060 Mounting System		Supplied free with 7060

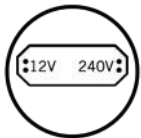
Not suitable for use with vertical, ladder rails or the pill profile horizontal rails (DSP codes). The 7060 mounting kit only needs to be installed on the right hand side of the rails. The mounting system can fit up to 7 rails at 150mm spacing. The 7062 spigots are supplied free of charge, equivalent to the number of rails purchased.





Model Shown: DSP6B

## 12V Pill Single Bar Range



**Transformer included**  
(12 month warranty)



**Safe for use in bathrooms**



**Polished Stainless Steel**



**Coloured Stainless Steel**



**Right hand concealed wiring**




**Recommended to be installed in a set of 3+**




### DSP6 Polished Stainless Steel

- ✔ Pill Profile
- ✔ W632 x H40 x D70mm
- ✔ 13 Watt Output
- ✔ 10 Year Warranty



### DSP6B Matt Black Coated

- ✔ Pill Profile
- ✔ W632 x H40 x D70mm
- ✔ 16 Watt Output
- ✔ 7 Year Warranty



### DSP6BR Brushed Stainless Steel

- ✔ Pill Profile
- ✔ W632 x H40 x D70mm
- ✔ 13 Watt Output
- ✔ 7 Year Warranty

Stock Code	RRP \$ Incl.
DSP6	\$369.00


Stock Code	RRP \$ Incl.
DSP6B	\$399.00

Stock Code	RRP \$ Incl.
DSP6BR	\$399.00



Models Shown: VS900HBG & HD1290GT/HD1209HN

## 12V Vertical Bar Range



### VS900H Polished Stainless Steel

- ✔ Round Profile
- ✔ W142 x H900 x D100mm
- ✔ 22 Watt Output
- ✔ 10 Year Warranty
- ✔ Removable Hook

Stock Code	RRP \$ Incl.
VS900H	\$379.00



### VS900HB Matt Black Coated

- ✔ Round Profile
- ✔ W142 x H900 x D100mm
- ✔ 28 Watt Output
- ✔ 7 Year Warranty
- ✔ Removable Hook

Stock Code	RRP \$ Incl.
VS900HB	\$419.00




### VS900HBR Brushed Stainless Steel

- ✔ Round Profile
- ✔ W142 x H900 x D100mm
- ✔ 22 Watt Output
- ✔ 7 Year Warranty
- ✔ Removable Hook

Stock Code	RRP \$ Incl.
VS900HBR	\$419.00


# 12V Vertical Bar Range



### VS900HBN Brushed Nickel PVD

- ✔ Round Profile
- ✔ W142 x H900 x D100mm
- ✔ 30 Watt Output
- ✔ 7 Year Warranty
- ✔ Removable Hook


Stock Code	RRP \$ Incl.
VS900HBN	\$485.00



### VS900HBG Brushed Gold PVD

- ✔ Round Profile
- ✔ W142 x H900 x D100mm
- ✔ 22 Watt Output
- ✔ 7 Year Warranty
- ✔ Removable Hook

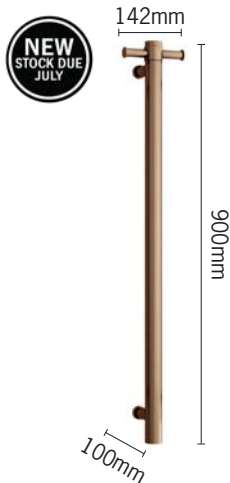
Stock Code	RRP \$ Incl.
VS900HBG	\$485.00



### VS900HBB Brushed Brass PVD

- ✔ Round Profile
- ✔ W142 x H900 x D100mm
- ✔ 30 Watt Output
- ✔ 7 Year Warranty
- ✔ Removable Hook


Stock Code	RRP \$ Incl.
VS900HBB	\$485.00



### VS900HBZ Brushed Bronze PVD

- ✔ Round Profile
- ✔ W142 x H900 x D100mm
- ✔ 22 Watt Output
- ✔ 7 Year Warranty
- ✔ Removable Hook


Stock Code	RRP \$ Incl.
VS900HBZ	\$485.00



### VS900HGM Gun Metal PVD

- ✔ Round Profile
- ✔ W142 x H900 x D100mm
- ✔ 30 Watt Output
- ✔ 7 Year Warranty
- ✔ Removable Hook

Stock Code	RRP \$ Incl.
VS900HGM	\$549.00



### VS900HSW Satin White Coated


- ✔ Round Profile
- ✔ W142 x H900 x D100mm
- ✔ 30 Watt Output
- ✔ 7 Year Warranty
- ✔ Removable Hook

Stock Code	RRP \$ Incl.
VS900HSW	\$485.00

For the 240Volt Range of vertical rails see page 80-83.




# 12V Vertical Bar Range



**VS900HDP Pastel Dusty Pink**

- ✓ Round Profile
- ✓ W142 x H900 x D100mm
- ✓ 26 Watt Output
- ✓ 7 Year Warranty
- ✓ Removable Hook


Stock Code	RRP \$ Incl.
VS900HDP	\$599.00



**VS900HLS Pastel Lilac Satin**

- ✓ Round Profile
- ✓ W142 x H900 x D100mm
- ✓ 26 Watt Output
- ✓ 7 Year Warranty
- ✓ Removable Hook

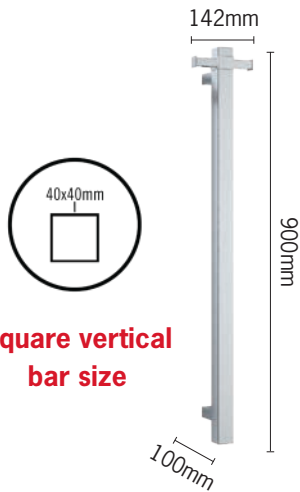
Stock Code	RRP \$ Incl.
VS900HLS	\$599.00



**VS900HBL Pastel Horizon Blue**

- ✓ Round Profile
- ✓ W142 x H900 x D100mm
- ✓ 26 Watt Output
- ✓ 7 Year Warranty
- ✓ Removable Hook

Stock Code	RRP \$ Incl.
VS900HBL	\$599.00

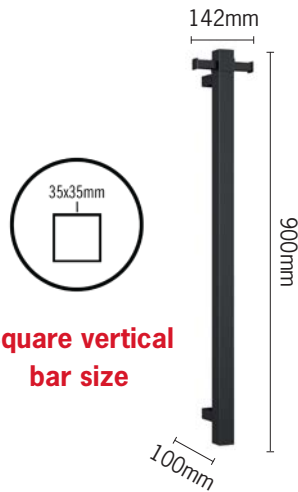


**Square vertical bar size**

**VS900SH Polished Stainless Steel**

- ✓ Square Profile 40x40mm
- ✓ W142 x H900 x D100mm
- ✓ 30 Watt Output
- ✓ 10 Year Warranty
- ✓ Removable Hook

Stock Code	RRP \$ Incl.
VS900SH	\$429.00

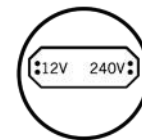


**Square vertical bar size**

**VS900SHB Matt Black Coated**

- ✓ Square Profile 35x35mm
- ✓ W142 x H900 x D100mm
- ✓ 29 Watt Output
- ✓ 7 Year Warranty
- ✓ Removable Hook

Stock Code	RRP \$ Incl.
VS900SHB	\$469.00



**Transformer included**  
(12 month warranty)



**Concealed wiring only**



**Safe for use in bathrooms**



**One towel per bar recommended**



**Quality Stainless Steel**

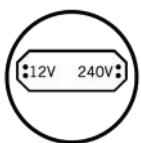


**Round vertical bar size**

# Heated Towel Rails



Models Shown: VP900BB, DP5010GT/DP5010HN & IS4027W



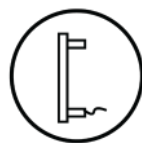
**Transformer included**  
(12 month warranty)



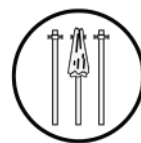
**Safe for use in bathrooms**



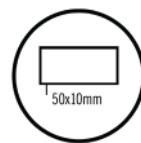
**Quality Stainless Steel**



**Concealed wiring only**

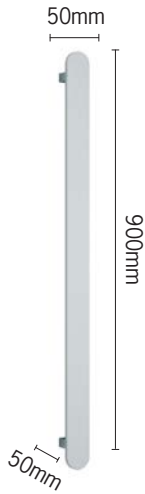


**One towel per bar recommended**



**Flat bar size**

# 12V Vertical Bar Range



### VP900 Polished Stainless Steel

- ✔ Pill shape, flat profile
- ✔ W50 x H900 x D50mm
- ✔ 20 Watt Output
- ✔ 10 Year Warranty
- ✔ No hook available

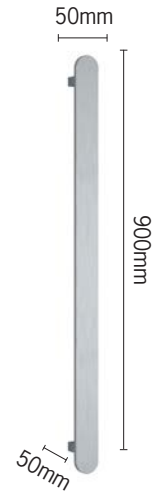
Stock Code	RRP \$ Incl.
VP900	\$449.00



### VP900B Matt Black Coated

- ✔ Pill shape, flat profile
- ✔ W50 x H900 x D50mm
- ✔ 25 Watt Output
- ✔ 7 Year Warranty
- ✔ No hook available

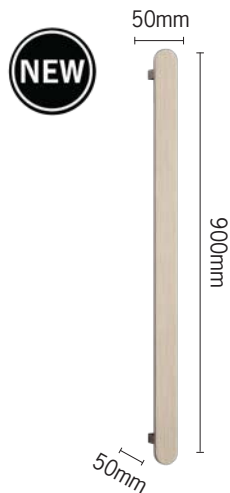
Stock Code	RRP \$ Incl.
VP900B	\$489.00



### VP900BR Brushed Stainless Steel

- ✔ Pill shape, flat profile
- ✔ W50 x H900 x D50mm
- ✔ 20 Watt Output
- ✔ 7 Year Warranty
- ✔ No hook available

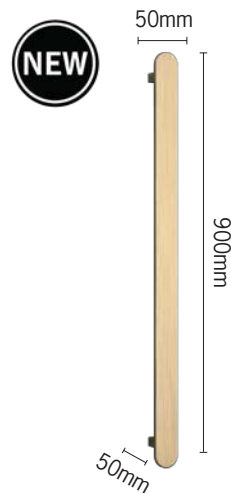
Stock Code	RRP \$ Incl.
VP900BR	\$489.00



### VP900BN Brushed Nickel PVD

- ✔ Pill shape, flat profile
- ✔ W50 x H900 x D50mm
- ✔ 20 Watt Output
- ✔ 7 Year Warranty
- ✔ No hook available

Stock Code	RRP \$ Incl.
VP900BN	\$539.00



### VP900BB Brushed Brass PVD

- ✔ Pill shape, flat profile
- ✔ W50 x H900 x D50mm
- ✔ 20 Watt Output
- ✔ 7 Year Warranty
- ✔ No hook available

Stock Code	RRP \$ Incl.
VP900BB	\$539.00



Models Shown: SR2512B, HC9020W & CS9075B

## 12V Ladder Range



**SR2512 Polished Stainless Steel**

- ✔ Round Profile
- ✔ W550 x H550 x D122mm
- ✔ 4 Bars
- ✔ 65 Watt Output
- ✔ 10 Year Warranty

Stock Code	RRP \$ Incl.
SR2512	\$599.00



**SR2512B Matt Black Coated**

- ✔ Round Profile
- ✔ W550 x H550 x D122mm
- ✔ 4 Bars
- ✔ 70 Watt Output
- ✔ 7 Year Warranty

Stock Code	RRP \$ Incl.
SR2512B	\$699.00



**SRB2512 Brushed Stainless Steel**

- ✔ Round Profile
- ✔ W550 x H550 x D122mm
- ✔ 4 Bars
- ✔ 65 Watt Output
- ✔ 7 Year Warranty

Stock Code	RRP \$ Incl.
SRB2512	\$669.00

# 12V Ladder Range



## SR4412 Polished Stainless Steel

- ✔ Round Profile
- ✔ W600 x H800 x D122mm
- ✔ 7 Bars
- ✔ 90 Watt Output
- ✔ 10 Year Warranty

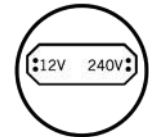
Stock Code	RRP \$ Incl.
SR4412	\$649.00



## SR4412B Matt Black Coated

- ✔ Round Profile
- ✔ W600 x H800 x D122mm
- ✔ 7 Bars
- ✔ 100 Watt Output
- ✔ 7 Year Warranty

Stock Code	RRP \$ Incl.
SR4412B	\$779.00



**Transformer included**  
(12 month warranty)



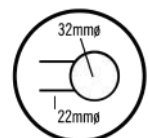
**Safe for use in bathrooms**



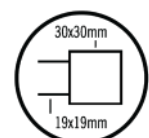
**Quality Stainless Steel**



**Concealed wiring all legs**



**Round vertical and horizontal bar sizes**



**Square vertical and horizontal bar sizes**



## SRB4412 Brushed Stainless Steel

- ✔ Round Profile
- ✔ W600 x H800 x D122mm
- ✔ 7 Bars
- ✔ 90 Watt Output
- ✔ 7 Year Warranty

Stock Code	RRP \$ Incl.
SRB4412	\$729.00



## SS4412 Polished Stainless Steel

- ✔ Square Profile
- ✔ W600 x H800 x D120mm
- ✔ 7 Bars
- ✔ 90 Watt Output
- ✔ 10 Year Warranty

Stock Code	RRP \$ Incl.
SS4412	\$769.00




Model Shown: VSH900HB

Project: Vision Design Studio. Photographer: Joel Noonan



Model Shown: SR44MBN

## 240Volt Heated Towel Rails



### Multiflex wiring

Multiflex wiring provides a range of wiring options within one rail so the wiring location can be decided at the time of installation. The wiring options are either the top or bottom on either the left or right-hand side. For more details refer to page 108.



### Concealed or exposed wiring

Multiflex wiring also offers the option of either concealed (hard-wired) or exposed (plug-in) options to accommodate your requirements. (Ladders only)




### Safe for use in bathrooms

The 240V units are safe for use in bathrooms outside of the wet area of a shower or bath. All Thermorail Heated Towels Rails are certified at or above the minimum IP safety level. For more details refer to page 109.



Model Shown: VSH900HB  
Project: Vision Design Studio. Photographer: Spacecraft

## 240Volt Vertical Bar Range



### VSH900H Polished Stainless Steel

- ✔ Round Profile
- ✔ W142 x H900 x D100mm
- ✔ 20 Watt Output
- ✔ 10 Year Warranty
- ✔ Removable Hook


Stock Code	RRP \$ Incl.
VSH900H	\$329.00



### VSH900HB Matt Black Coated

- ✔ Round Profile
- ✔ W142 x H900 x D100mm
- ✔ 22 Watt Output
- ✔ 7 Year Warranty
- ✔ Removable Hook

Stock Code	RRP \$ Incl.
VSH900HB	\$369.00




### VSH900HBR Brushed Stainless Steel

- ✔ Round Profile
- ✔ W142 x H900 x D100mm
- ✔ 20 Watt Output
- ✔ 7 Year Warranty
- ✔ Removable Hook

Stock Code	RRP \$ Incl.
VSH900HBR	\$369.00




# 240Volt Vertical Bar Range



## VSH900HBN Brushed Nickel PVD

- ✔ Round Profile
- ✔ W142 x H900 x D100mm
- ✔ 20 Watt Output
- ✔ 7 Year Warranty
- ✔ Removable Hook


Stock Code	RRP \$ Incl.
VSH900HBN	\$435.00



## VSH900HBG Brushed Gold PVD

- ✔ Round Profile
- ✔ W142 x H900 x D100mm
- ✔ 20 Watt Output
- ✔ 7 Year Warranty
- ✔ Removable Hook


Stock Code	RRP \$ Incl.
VSH900HBG	\$435.00



## VSH900HBB Brushed Brass PVD

- ✔ Round Profile
- ✔ W142 x H900 x D100mm
- ✔ 20 Watt Output
- ✔ 7 Year Warranty
- ✔ Removable Hook

Stock Code	RRP \$ Incl.
VSH900HBB	\$435.00



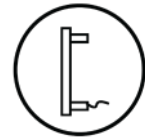
## VSH900HBZ Brushed Bronze PVD

- ✔ Round Profile
- ✔ W142 x H900 x D100mm
- ✔ 20 Watt Output
- ✔ 7 Year Warranty
- ✔ Removable Hook

Stock Code	RRP \$ Incl.
VSH900HBZ	\$435.00



Safe for use in bathrooms



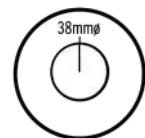
Concealed wiring only



Quality Stainless Steel




One towel per bar recommended



Vertical bar size




For the 12Volt Range of vertical rails see pages 71-75.



Model Shown: VTH900BN & VTH900 in close up

# 240V Vertical Bar Range



**VTH900 Polished Stainless Steel**

- ✔ Round Profile
- ✔ W45 x H900 x D80mm
- ✔ 15 Watt Output
- ✔ 10 Year Warranty
- ✔ No hook available


Stock Code	RRP \$ Incl.
VTH900	\$359.00



**VTH900B Matt Black Coated**

- ✔ Round Profile
- ✔ W45 x H900 x D80mm
- ✔ 18 Watt Output
- ✔ 7 Year Warranty
- ✔ No hook available


Stock Code	RRP \$ Incl.
VTH900B	\$399.00



**VTH900BN Brushed Nickel PVD**

- ✔ Round Profile
- ✔ W45 x H900 x D80mm
- ✔ 15 Watt Output
- ✔ 7 Year Warranty
- ✔ No hook available

Stock Code	RRP \$ Incl.
VTH900BN	\$465.00



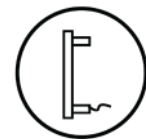
**VTH900BB Brushed Brass PVD**

- ✔ Round Profile
- ✔ W45 x H900 x D80mm
- ✔ 15 Watt Output
- ✔ 7 Year Warranty
- ✔ No hook available

Stock Code	RRP \$ Incl.
VTH900BB	\$465.00



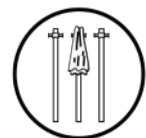
Safe for use in  
bathrooms



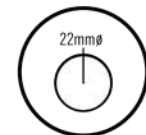
Concealed  
wiring only



Quality  
Stainless Steel



One towel  
per bar  
recommended



Vertical bar size

For the 12Volt Range of vertical rails see pages 71-75

# Heated Towel Rails



Model Shown: SR44M



**Ten year warranty**



**Safe for use in bathrooms**



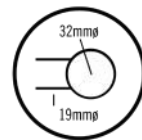
**Multiflex wiring on all legs**



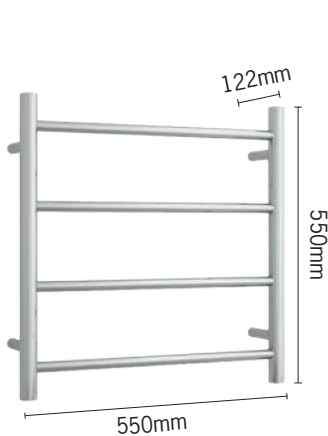
**Quality Stainless Steel**



**Hard-wired or plug-in**



**Vertical and horizontal bar size**



## SR25M

- ✔ Polished Stainless Steel
- ✔ Straight Round Profile
- ✔ W550 x H550 x D122mm
- ✔ 4 Bars
- ✔ 41 Watt Output

Stock Code	RRP \$ Incl.
SR25M	\$449.00



## SR17M

- ✔ Polished Stainless Steel
- ✔ Straight Round Profile
- ✔ W400 x H1120 x D122mm
- ✔ 8 Bars
- ✔ 65 Watt Output

Stock Code	RRP \$ Incl.
SR17M	\$619.00



## SR23M

- ✔ Polished Stainless Steel
- ✔ Straight Round Profile
- ✔ W530 x H700 x D122mm
- ✔ 8 Bars
- ✔ 76 Watt Output

Stock Code	RRP \$ Incl.
SR23M	\$559.00

# 240Volt Straight Round Range



### SR44M

- ✔ Polished Stainless Steel
- ✔ Straight Round Profile
- ✔ W600 x H800 x D122mm
- ✔ 7 Bars
- ✔ 80 Watt Output

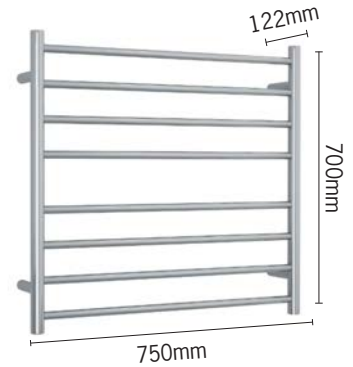
Stock Code	RRP \$ Incl.
SR44M	\$519.00



### SR27M

- ✔ Polished Stainless Steel
- ✔ Straight Round Profile
- ✔ W530 x H1120 x D122mm
- ✔ 8 Bars
- ✔ 80 Watt Output

Stock Code	RRP \$ Incl.
SR27M	\$719.00



### SR33M

- ✔ Polished Stainless Steel
- ✔ Straight Round Profile
- ✔ W750 x H700 x D122mm
- ✔ 8 Bars
- ✔ 104 Watt Output

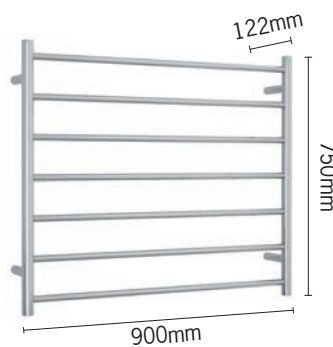
Stock Code	RRP \$ Incl.
SR33M	\$599.00



### SR69M

- ✔ Polished Stainless Steel
- ✔ Straight Round Profile
- ✔ W700 x H1200 x D122mm
- ✔ 10 Bars
- ✔ 128 Watt Output


Stock Code	RRP \$ Incl.
SR69M	\$789.00



### SR93M

- ✔ Polished Stainless Steel
- ✔ Straight Round Profile
- ✔ W900 x H750 x D122mm
- ✔ 7 Bars
- ✔ 100 Watt Output

Stock Code	RRP \$ Incl.
SR93M	\$829.00



### SR99M

- ✔ Polished Stainless Steel
- ✔ Straight Round Profile
- ✔ W1000 x H1500 x D122mm
- ✔ 14 Bars
- ✔ 244 Watt Output

Stock Code	RRP \$ Incl.
SR99M	\$1,279.00

# Heated Towel Rails



Model Shown: CR23M



**Ten year warranty**



**Safe for use in bathrooms**



**Multiflex wiring on all legs**



**Quality Stainless Steel**




**Hard-wired or plug-in**



**Vertical and horizontal bar size**

# 240Volt Curved Round Range



### CR40M

- ✔ Polished Stainless Steel
- ✔ Curved Round Profile
- ✔ W600 x H420 x D150mm
- ✔ 4 Bars
- ✔ 45 Watt Output

Stock Code	RRP \$ Incl.
CR40M	\$559.00



### CR23M

- ✔ Polished Stainless Steel
- ✔ Curved Round Profile
- ✔ W530 x H700 x D150mm
- ✔ 8 Bars
- ✔ 78 Watt Output

Stock Code	RRP \$ Incl.
CR23M	\$649.00



### CR44M

- ✔ Polished Stainless Steel
- ✔ Curved Round Profile
- ✔ W600 x H800 x D150mm
- ✔ 7 Bars
- ✔ 80 Watt Output

Stock Code	RRP \$ Incl.
CR44M	\$699.00



### CR27M

- ✔ Polished Stainless Steel
- ✔ Curved Round Profile
- ✔ W530 x H1120 x D150mm
- ✔ 8 Bars
- ✔ 82 Watt Output

Stock Code	RRP \$ Incl.
CR27M	\$749.00



### CR69M

- ✔ Polished Stainless Steel
- ✔ Curved Round Profile
- ✔ W700 x H1400 x D150mm
- ✔ 12 Bars
- ✔ 153 Watt Output

Stock Code	RRP \$ Incl.
CR69M	\$1,029.00



Model Shown: SS88M



**Ten year warranty**



**Safe for use in bathrooms**



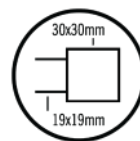
**Multiflex wiring on all legs**



**Quality Stainless Steel**




**Hard-wired or plug-in**



**Vertical and horizontal bar size**



# 240Volt Straight Square Range



## SS40M

- ✔ Polished Stainless Steel
- ✔ Straight Square Profile
- ✔ W600 x H420 x D120mm
- ✔ 4 Bars
- ✔ 47 Watt Output

## SS44M

- ✔ Polished Stainless Steel
- ✔ Straight Square Profile
- ✔ W600 x H800 x D120mm
- ✔ 7 Bars
- ✔ 83 Watt Output

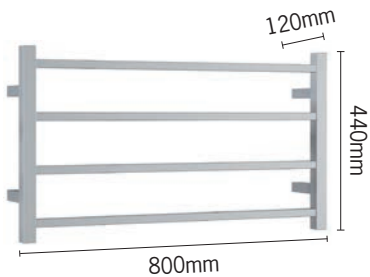
## SS19M

- ✔ Polished Stainless Steel
- ✔ Straight Square Profile
- ✔ W450 x H1200 x D120mm
- ✔ 10 Bars
- ✔ 89 Watt Output

Stock Code	RRP \$ Incl.
SS40M	\$519.00

Stock Code	RRP \$ Incl.
SS44M	\$639.00

Stock Code	RRP \$ Incl.
SS19M	\$739.00



## SS81M

- ✔ Polished Stainless Steel
- ✔ Straight Square Profile
- ✔ W800 x H440 x D120mm
- ✔ 4 Bars
- ✔ 61 Watt Output

## SS88M

- ✔ Polished Stainless Steel
- ✔ Straight Square Profile
- ✔ W800 x H1160 x D120mm
- ✔ 10 Bars
- ✔ 153 Watt Output

Stock Code	RRP \$ Incl.
SS81M	\$659.00

Stock Code	RRP \$ Incl.
SS88M	\$899.00



Model Shown: BS24M



**Seven year warranty**



**Safe for use in bathrooms**



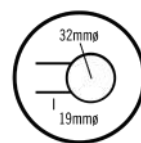
**Multiflex wiring on all legs**



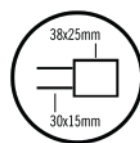
**Quality Stainless Steel**



**Hard-wired or plug-in**

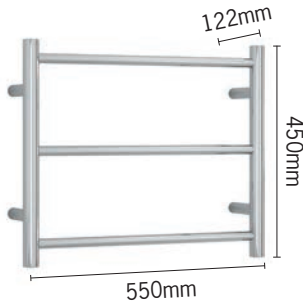


**Round vertical and horizontal bar sizes**



**Square vertical and horizontal bar sizes**

# 240Volt Budget Range



### BS24M

- ✔ Polished Stainless Steel
- ✔ Straight Round Profile
- ✔ W550 x H450 x D122mm
- ✔ 3 Bars
- ✔ 33 Watt Output

Stock Code	RRP \$ Incl.
BS24M	\$339.00



### BC44M

- ✔ Polished Stainless Steel
- ✔ Curved Round Profile
- ✔ W600 x H800 x D150mm
- ✔ 7 Bars
- ✔ 80 Watt Output

Stock Code	RRP \$ Incl.
BC44M	\$519.00



### BS44M

- ✔ Polished Stainless Steel
- ✔ Straight Round Profile
- ✔ W600 x H800 x D122mm
- ✔ 7 Bars
- ✔ 80 Watt Output


Stock Code	RRP \$ Incl.
BS44M	\$475.00



### BS46M

- ✔ Polished Stainless Steel
- ✔ Straight Round Profile
- ✔ W600 x H1080 x D122mm
- ✔ 9 Bars
- ✔ 103 Watt Output

Stock Code	RRP \$ Incl.
BS46M	\$559.00



### BS28M

- ✔ Polished Stainless Steel
- ✔ Straight Square Profile
- ✔ W500 x H800 x D120mm
- ✔ 6 Bars
- ✔ 81 Watt Output

Stock Code	RRP \$ Incl.
BS28M	\$499.00

# Heated Towel Rails



Bathroom: Giuselle Bathrooms  
Model Shown: SR44MB



## SR25MB

- ✔ Matt Black Powder Coated
- ✔ Straight Round Profile
- ✔ W550 x H550 x D122mm
- ✔ 4 Bars
- ✔ 54 Watt Output

Stock Code	RRP \$ Incl.
SR25MB	\$539.00



## SR33MB

- ✔ Matt Black Powder Coated
- ✔ Straight Round Profile
- ✔ W750 x H700 x D122mm
- ✔ 8 Bars
- ✔ 132 Watt Output

Stock Code	RRP \$ Incl.
SR33MB	\$819.00



## SR44MB

- ✔ Matt Black Powder Coated
- ✔ Straight Round Profile
- ✔ W600 x H800 x D122mm
- ✔ 7 Bars
- ✔ 100 Watt Output

Stock Code	RRP \$ Incl.
SR44MB	\$669.00

# 240Volt Black Range



**SR19MB**

- ✔ Matt Black Powder Coated
- ✔ Straight Round Profile
- ✔ W450 x H1200 x D122mm
- ✔ 10 Bars
- ✔ 110 Watt Output

Stock Code	RRP \$ Incl.
SR19MB	\$789.00



**SR69MB**

- ✔ Matt Black Powder Coated
- ✔ Straight Round Profile
- ✔ W700 x H1200 x D122mm
- ✔ 10 Bars
- ✔ 162 Watt Output

Stock Code	RRP \$ Incl.
SR69MB	\$1,029.00



**BS48MB**

- ✔ Matt Black Powder Coated
- ✔ Straight Square Profile
- ✔ W600 x H800 x D120mm
- ✔ 6 Bars
- ✔ 104 Watt Output

Stock Code	RRP \$ Incl.
BS48MB	\$719.00



**SS88MB**

- ✔ Matt Black Powder Coated
- ✔ Straight Square Profile
- ✔ W800 x H1160 x D120mm
- ✔ 10 Bars
- ✔ 217 Watt Output

Stock Code	RRP \$ Incl.
SS88MB	\$1,099.00



**Seven year warranty**



**Safe for use in bathrooms**



**Multiflex wiring on all legs**



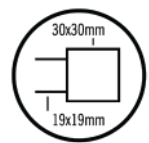
**Quality Stainless Steel**



**Hard-wired or plug-in**




**Round vertical and horizontal bar sizes**



**Square vertical and horizontal bar sizes**

# Heated Towel Rails



Model Shown: SRB27M



**Seven year warranty**



**Safe for use in bathrooms**



**Multiflex wiring on all legs**



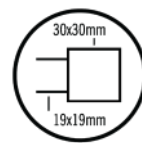
**Quality Stainless Steel**



**Hard-wired or plug-in**



**Round vertical and horizontal bar sizes**



**Square vertical and horizontal bar sizes**

# 240Volt Brushed Stainless Steel Range



**SRB25M**

- ✔ Brushed Stainless Steel
- ✔ Straight Round Profile
- ✔ W550 x H550 x D122mm
- ✔ 4 Bars
- ✔ 41 Watt Output

Stock Code	RRP \$ Incl.
SRB25M	\$499.00



**SRB44M**

- ✔ Brushed Stainless Steel
- ✔ Straight Round Profile
- ✔ W600 x H800 x D122mm
- ✔ 7 Bars
- ✔ 80 Watt Output

Stock Code	RRP \$ Incl.
SRB44M	\$589.00



**SRB33M**

- ✔ Brushed Stainless Steel
- ✔ Straight Round Profile
- ✔ W750 x H700 x D122mm
- ✔ 8 Bars
- ✔ 104 Watt Output

Stock Code	RRP \$ Incl.
SRB33M	\$699.00



**SRB27M**

- ✔ Brushed Stainless Steel
- ✔ Straight Round Profile
- ✔ W530 x H1120 x D122mm
- ✔ 8 Bars
- ✔ 80 Watt Output

Stock Code	RRP \$ Incl.
SRB27M	\$769.00



**SRB69M**

- ✔ Brushed Stainless Steel
- ✔ Straight Round Profile
- ✔ W700 x H1200 x D122mm
- ✔ 10 Bars
- ✔ 128 Watt Output

Stock Code	RRP \$ Incl.
SRB69M	\$869.00



**SSB44M**

- ✔ Brushed Stainless Steel
- ✔ Straight Square Profile
- ✔ W600 x H800 x D120mm
- ✔ 7 Bars
- ✔ 83 Watt Output

Stock Code	RRP \$ Incl.
SSB44M	\$689.00



Models Shown: SR44MBG, AS500C & 5245



**Seven year warranty**



**Safe for use in bathrooms**



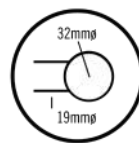
**Multiflex wiring on all legs**



**Quality Stainless Steel**



**Hard-wired or plug-in**



**Vertical and horizontal bar sizes**



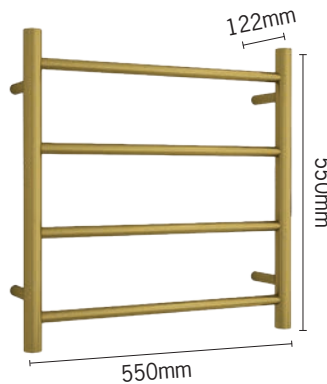
# 240Volt Coloured Range



### SR25MBN Brushed Nickel PVD

- ✔ Brushed Nickel PVD Plated
- ✔ Straight Round Profile
- ✔ W550 x H550 x D122mm
- ✔ 4 Bars
- ✔ 41 Watt Output

Stock Code	RRP \$ Incl.
SR25MBN	\$759.00



### SR25MBG Brushed Gold PVD

- ✔ Brushed Gold PVD Plated
- ✔ Straight Round Profile
- ✔ W550 x H550 x D122mm
- ✔ 4 Bars
- ✔ 41 Watt Output

Stock Code	RRP \$ Incl.
SR25MBG	\$759.00



### SR25MBB Brushed Brass PVD

- ✔ Brushed Brass PVD Plated
- ✔ Straight Round Profile
- ✔ W550 x H550 x D122mm
- ✔ 4 Bars
- ✔ 41 Watt Output

Stock Code	RRP \$ Incl.
SR25MBB	\$759.00



### SR44MBN Brushed Nickel PVD

- ✔ Brushed Nickel PVD Plated
- ✔ Straight Round Profile
- ✔ W600 x H800 x D122mm
- ✔ 7 Bars
- ✔ 80 Watt Output

Stock Code	RRP \$ Incl.
SR44MBN	\$989.00



### SR44MBG Brushed Gold PVD

- ✔ Brushed Gold PVD Plated
- ✔ Straight Round Profile
- ✔ W600 x H800 x D122mm
- ✔ 7 Bars
- ✔ 80 Watt Output

Stock Code	RRP \$ Incl.
SR44MBG	\$989.00




### SR44MBB Brushed Brass PVD

- ✔ Brushed Brass PVD Plated
- ✔ Straight Round Profile
- ✔ W600 x H800 x D122mm
- ✔ 7 Bars
- ✔ 80 Watt Output

Stock Code	RRP \$ Incl.
SR44MBB	\$989.00

# 240Volt Coloured Range



### SR25MGM Gun Metal PVD

- ☑ Gun Metal PVD Plated
- ☑ Straight Round Profile
- ☑ W550 x H550 x D122mm
- ☑ 4 Bars
- ☑ 41 Watt Output

Stock Code	RRP \$ Incl.
SR25MGM	\$899.00



### BS44MW Satin White Coated

- ☑ Satin White Powder Coated
- ☑ Straight Round Profile
- ☑ W600 x H800 x D122mm
- ☑ 7 Bars
- ☑ 80 Watt Output

Stock Code	RRP \$ Incl.
BS44MW	\$699.00



### SR44MGM Gun Metal PVD

- ☑ Gun Metal PVD Plated
- ☑ Straight Round Profile
- ☑ W600 x H800 x D122mm
- ☑ 7 Bars
- ☑ 80 Watt Output

Stock Code	RRP \$ Incl.
SR44MGM	\$1,299.00

WHILE STOCKS LAST



### SR44MRG Polished Rose Gold PVD

- ☑ Polished Rose Gold PVD Plated
- ☑ Straight Round Profile
- ☑ W600 x H800 x D122mm
- ☑ 7 Bars
- ☑ 80 Watt Output

Stock Code	RRP \$ Incl.
SR44MRG	\$899.00



Seven year warranty



Safe for use in bathrooms



Multiflex wiring on all legs



Quality Stainless Steel



Hard-wired or plug-in



Vertical and horizontal bar sizes



Model Shown: FS66E




Model Shown: FS55E



Seven year warranty



Safe for use in bathrooms



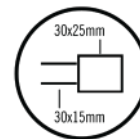
Exposed plug-in wiring



Quality Stainless Steel



Round vertical and horizontal bar sizes



Square vertical and horizontal bar sizes

## 240Volt Free Standing Range



### FS66E

- ✔ Polished Stainless Steel
- ✔ Straight Round Profile
- ✔ W600 x H1080 x D300mm
- ✔ 1.4m lead with plug
- ✔ 8 Bars
- ✔ 100 Watt Output

Stock Code	RRP \$ Incl.
FS66E	\$489.00



### FS55E

- ✔ Polished Stainless Steel
- ✔ Straight Flat Profile
- ✔ W590 x H900 x D355mm
- ✔ 1.4m lead with plug
- ✔ 8 Bars
- ✔ 119 Watt Output

Stock Code	RRP \$ Incl.
FS55E	\$559.00



Model Shown: SV35


# 240Volt Swivel Range



## SV24

- Polished Stainless Steel
- Straight Round Profile
- W600 x H540 x D99mm
- 4 Bars
- 48 Watt Output


Stock Code	RRP \$ Incl.
SV24	\$559.00



## SV43

- Polished Stainless Steel
- Straight Round Profile
- W675 x H740 x D99mm
- 6 Bars
- 77 Watt Output

Stock Code	RRP \$ Incl.
SV43	\$699.00



## SV68

- Polished Stainless Steel
- Straight Round Profile
- W570 x H1260 x D99mm
- 8 Bars
- 88 Watt Output

Stock Code	RRP \$ Incl.
SV68	\$959.00



## SV35

- Polished Stainless Steel
- Straight Square Profile
- W600 x H540 x D99mm
- 4 Bars
- 48 Watt Output

Stock Code	RRP \$ Incl.
SV35	\$659.00



Ten year warranty



Safe for use in bathrooms



Exposed or concealed wiring



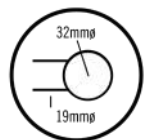
Quality Stainless Steel



On/off switch on unit



Bars swivel independently



Vertical and horizontal bar sizes



Models Shown: SB34M, JS7575GT/HN & JC8522W



Ten year warranty



Safe for use in bathrooms



Multiflex wiring on all four legs



Quality Stainless Steel




Hard-wired or plug-in



Vertical and horizontal bar sizes

## 240V Heritage Rail



### SB34M

- ✔ Polished Stainless Steel
- ✔ Straight Round Profile with Ball Detail
- ✔ W560 x H850 x D140mm
- ✔ 5 Bars
- ✔ 60 Watt Output

Stock Code	RRP \$ Incl.
------------	--------------

SB34M	\$1,229.00
-------	------------

# Thermorail Custom Plated Colour Finishes

**Thermorail offers a selection of Heated Towel Rails which can be custom plated in a range of finishes to suit your bathroom.**



## Custom Plated

As a custom plated range, we can offer a wide variety of colours to match your bathroom tapware. Scan the QR Code below to view custom plated finishes.



## Plated Lead Time

The rails are plated to order, this means there is a 4-8 week lead time on the plating.



## 5 Year Warranty

The warranty on the plated range of rails is 5 years.



**Scan to view more details on our custom plated range**

## Custom Plating Available Styles

### Ladder Range

- ✔ Straight Round 6 Bar
- ✔ Straight Round 8 Bar



### Vertical Bar Range

- ✔ Round Profile
- ✔ Pill Profile



### Single Bar Range

- ✔ Round Profile
- ✔ Square Profile
- ✔ Pill Profile



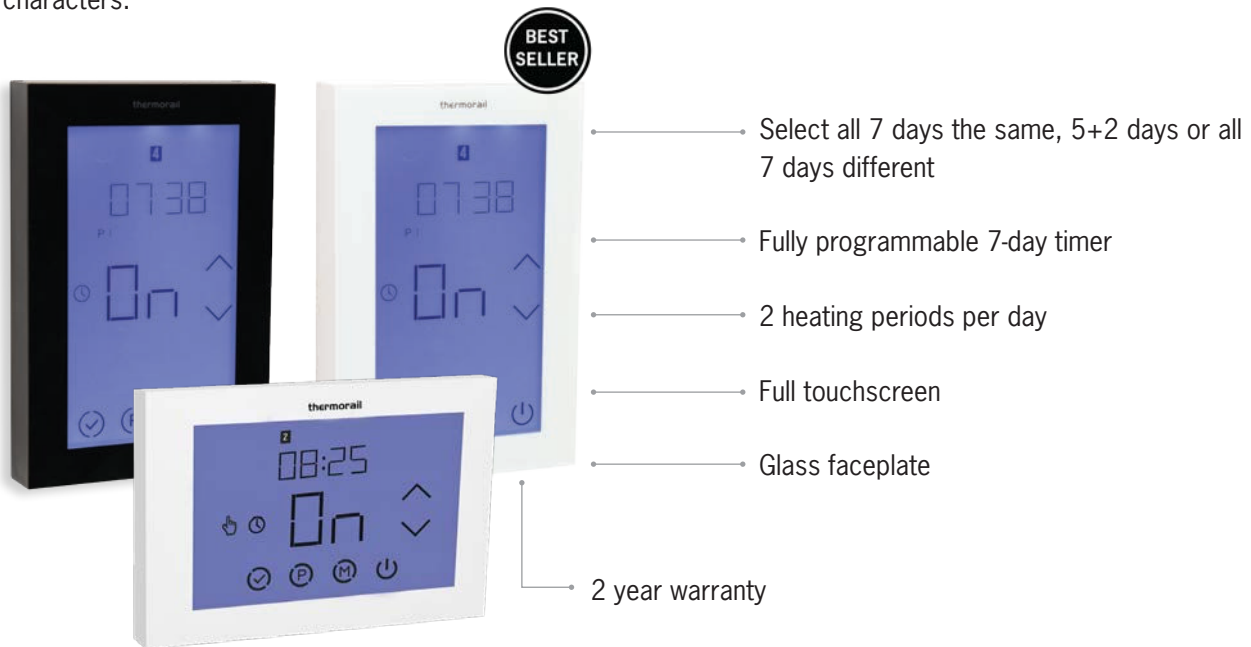
# Thermorail Timers

## Why consider a Towel Rail Timer?

A timer is recommended for controlling your Heated Towel Rail. The advantage of a timer is that it allows you to simply set and forget whilst experiencing a warm, dry towel every time you use the bathroom. It also ensures that the rail is never left on in the bathroom therefore helping you to reduce running costs.

## 7 Day Touchscreen Timer

The TRTS Thermorail Timer is a digital touchscreen timer ideal for controlling Thermorails. With the TRTS Thermorail Timer you have the ability to program each day individually or 7 days the same or program week days to one schedule and weekends different. This timer has 4 switching times (2on/2off) per day and is simple to program with large easy to read characters.



Stock Code	Colour	Orientation	Size (mm)	IP Rating	Max Load	RRP \$ Incl.
TRTS	White	Portrait	W80 x H120 x D45 (25mm in Wall)	IP20	16A	\$225.00
TRTSB	Black	Portrait	W80 x H120 x D45 (25mm in Wall)	IP20	16A	\$225.00
TRTSL	White	Landscape	W120 x H80 x D45 (25mm in Wall)	IP20	16A	\$225.00

## Underfloor Heating and Heated Towel Rail?

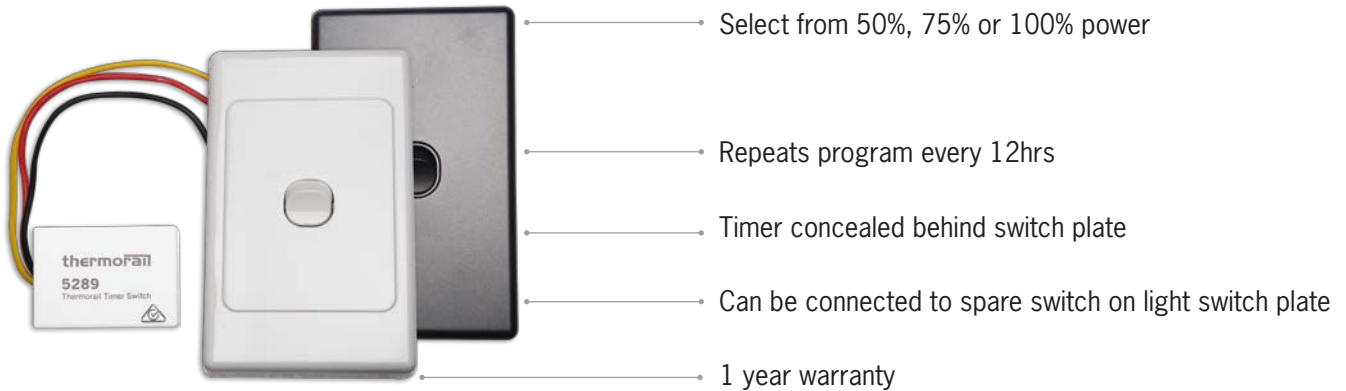
Check out our Thermotouch 4.3dC Dual Control Thermostat on page 44 which allows you to control both your Underfloor Heating & Heated Towel Rail on the one controller.





## Eco Timer

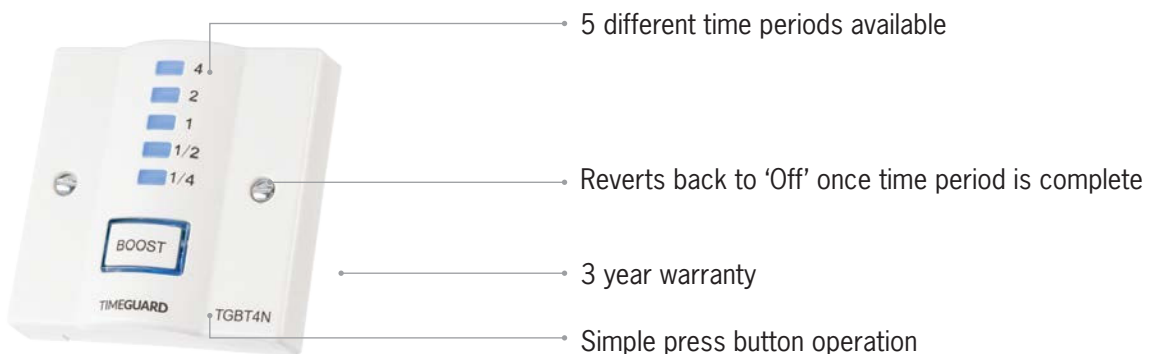
The Eco Timer is a simple timing device designed to go behind the switch plate (supplied with the ET12C and ET12CB timer). The timer operates on a 12 hour schedule meaning it will be on at the same time morning and evening each day of the week. The programmed time can be selected for a period from 1 to 11 hours and three heat settings can be selected: 50%, 75% or 100%. If the Eco Timer is turned off for more than 30 seconds it will lose its program.



Stock Code	Description	Size (mm)	IP Rating	Max Load	RRP \$ Incl.
5289	Timer Only (No switchplate)	W49 x H35 x D27	IP20	1A	\$89.00
ET12C	White switch plate and 5289 Timer	W70 x H120 x D10	IP20	1A	\$113.00
ET12CB	Black switch plate and 5289 Timer	W70 x H120 x D10	IP20	1A	\$113.00

## EB11 Boost Timer

The EB11 Boost Timer allows you to boost the heat for 5 different periods of time without having to remember to switch it off. The timer will revert back to 'Off' mode after the selected amount of time, thus reducing energy consumption. These units are only suitable for resistive loads and therefore can only be used to control 240V Heated Towel Rails. As the EB11 is a European design, it doesn't fit onto a standard wall bracket, therefore a separate electrical back box is supplied with the unit.



Stock Code	Colour	Size (mm)	IP Rating	Max Load	RRP \$ Incl.
EB11	White	W86 x H86 x D22	IP20	13A	\$225.00



Model Shown: USR54

## Non-Heated Round Range



### USR54

- ✔ Polished Stainless Steel
- ✔ Straight Round Profile
- ✔ W630 x H800 x D122mm
- ✔ 5 Bars
- ✔ 10 Year Warranty

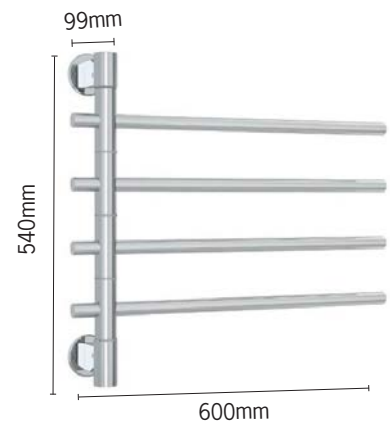
Stock Code	RRP \$ Incl.
USR54	\$449.00



### USR54B

- ✔ Matt Black Powder Coated
- ✔ Straight Round Profile
- ✔ W630 x H800 x D122mm
- ✔ 5 Bars
- ✔ 7 Year Warranty

Stock Code	RRP \$ Incl.
USR54B	\$549.00



### USV24

- ✔ Polished Stainless Steel
- ✔ Straight Round Profile
- ✔ W600 x H540 x D99mm
- ✔ 4 Bars
- ✔ 10 Year Warranty

Stock Code	RRP \$ Incl.
USV24	\$469.00



Model Shown: USV35

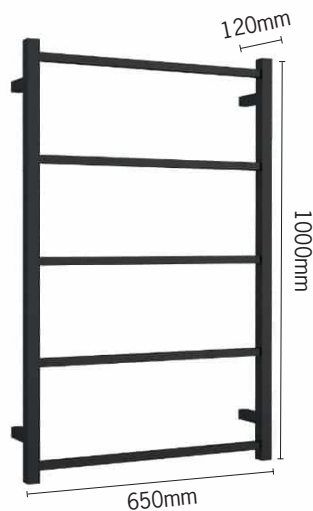
## Non-Heated Square Range



### USS56

- ✔ Polished Stainless Steel
- ✔ Straight Square Profile
- ✔ W650 x H1000 x D120mm
- ✔ 5 Bars
- ✔ 10 Year Warranty


Stock Code	RRP \$ Incl.
USS56	\$469.00



### USS56B

- ✔ Matt Black Powder Coated
- ✔ Straight Square Profile
- ✔ W650 x H1000 x D120mm
- ✔ 5 Bars
- ✔ 7 Year Warranty

Stock Code	RRP \$ Incl.
USS56B	\$579.00



### USV35

- ✔ Polished Stainless Steel
- ✔ Straight Square Profile
- ✔ W600 x H540 x D99mm
- ✔ 4 Bars
- ✔ 10 Year Warranty

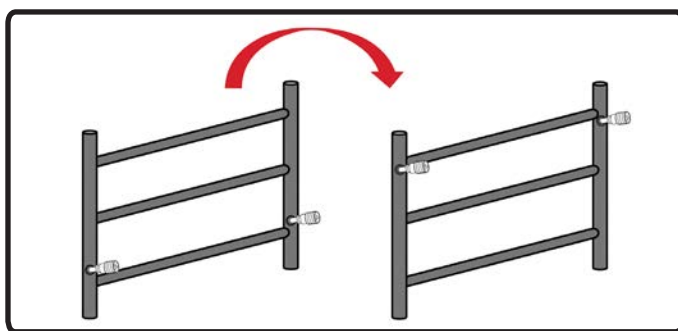
Stock Code	RRP \$ Incl.
USV35	\$559.00

# Multiflex Wiring Explained

**Our Multiflex Wiring offers flexibility and ease of wiring for your Heated Towel Rail.**

Multiflex wiring means there is a range of different wiring options within the one Heated Towel Rail so the wiring can be decided at the time of installation. The wiring options available are either the top or the bottom of the rail, on the left or right hand side, making it possible to come from any of the four mounting points. Wiring can also be exposed (plug-in) or concealed (hard-wired).

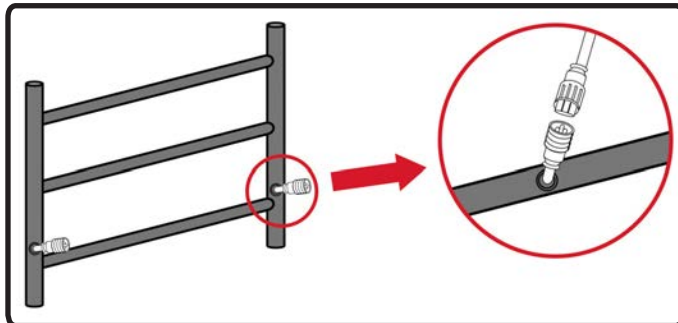
Any rail with an 'M' after the numerals has Multiflex Wiring.



### Top and bottom wiring

Wiring connection points come as standard at the base of the unit.

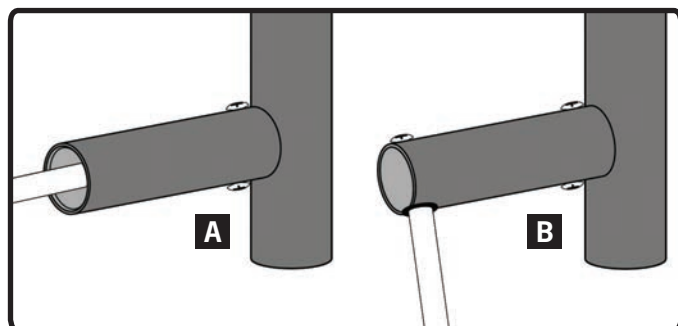
Due to being a dry element rail this can be turned over/ upside down (there is no difference between the top and bottom) and you can have the connection points at the top of the unit.



### Left and right hand wiring

The unit has wiring connection points on both the left and right hand side and the lead comes as a separate part.

The lead can be easily plugged into the desired side during installation.



### Concealed and exposed wiring

The Thermorail can be hard-wired (concealed) through one of the mounting legs providing a clean, sleek look. (A)

Alternatively, the Thermorail can have exposed wiring which allows the wiring to come out the base of one of the mounting legs on the side closest to the wall and get plugged into a power point. (B)



Scan the code to view our video that explains how Multiflex wiring works.

# Positioning your Thermorail

**Bathrooms are zoned according to Australian Standards. Positioning of a Thermorail Heated Towel Rail is the responsibility of the electrician.**

## Electrical safety in wet areas

### ZONE 0

Inside bath or shower. Any fitting used in this zone must be low voltage (max 12V) or a rating of at least IPX7 is required. Transformers and switches must be outside of zone 2.

### ZONE 1

Area above the bath to a height of 2.25m from the floor. A minimum of IPX4 (IP44) needed. Thermorails in this zone must be hard-wired and protected by a 30mA RCD on the circuit. The switch must be outside of Zone 2.

### ZONE 2

Covers 600mm outside the perimeter of the bath to a height of 2.25m from the floor. Also covers a radius of 600mm around a wash basin. Minimum rating of IPX4 (IP44) needed in this zone.

### OUTSIDE ZONES

No specific requirements unless water jets are intended for cleaning purposes.

### ALL ZONES

All electrical circuits in bathrooms must be protected by an RCD. If exposed to water jets such as a shower, a rating of at least IPX5 is required.



(Diagram for illustrative purposes only)

## IP Ratings

Electrical fixtures in bathrooms are certified using an IP (Ingress Protection) rating. The IP is followed by 2 numbers and refers to the level of protection against the ingress of foreign bodies (1st number) and protection against the ingress of liquids (2nd number). The higher the second number is the greater protection the item has from water ingress.

## Zonal Guidelines

All domestic installations must comply with guidelines based on the zonal requirements. Thermogroup recommends that all electrical work is carried out by a qualified electrician in accordance with current regulations. Consult your electrician for wiring requirements in your area.



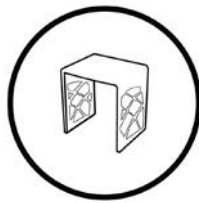
Models Shown: WS4030W & JC8522W

## Solid Surface Range



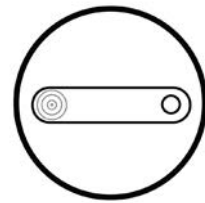
### Solid Surface

Solid surface is an engineered material composed from acrylic resins and pigments. The advantage of this is a solid colour throughout and free from silica. Solid surface offers a durable product that is stain resistant, antimicrobial and is easy to maintain.



### Shower Stools

The solid surface shower stool range offers the luxury of adding a seat in your shower to relax on after a long day. The shower stools can also be used as a showcase in the bathroom, perfect for adding to your styling touch.




### Bath Caddies

The bath caddies make for the ultimate bath experience, offering you a place to rest your book, phone or even a glass of wine during your bath. The bath caddies can also be used as a styling piece in your bathroom.


# Solid Surface Bath Caddies

## Holly Bath Caddy



Stock Code	Size (mm)	Bath Width (mm)	Colour	RRP \$ Incl.
HC9020W	L900 x W200 x D15	Fits baths up to 850mm wide	Matt White	\$349.00

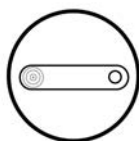
## Jasmine Bath Caddy



Stock Code	Size (mm)	Bath Width (mm)	Colour	RRP \$ Incl.
JC8522W	L850 x W220 x D40	Fits baths up to 600-800mm wide	Matt White	\$299.00



**Solid surface material**



**Cup holder indent**



**Non porous & easy to maintain**



**Scratch and stain resistant**



**Five year warranty**



Models Shown: IS4027B, VP900B & DP5010HN/DP5010GT




# Solid Surface Shower Stools

## Willow Shower Stool



Stock Code	Size (mm)	Colour	RRP \$ Incl.
WS4030W	W400 x D300 x H425	Matt White	\$529.00
WS4030B	W400 x D300 x H425	Matt Black	\$599.00

## Ivy Shower Stool




Stock Code	Size (mm)	Colour	RRP \$ Incl.
IS4027W	W400 x D270 x H425	Matt White	\$679.00
IS4027B	W400 x D270 x H425	Matt Black	\$769.00



150kg weight limit



Solid surface material



Adjustable feet



Non porous & easy to maintain



Scratch and stain resistant



Five year warranty



Models Shown: MS6090GT & L252CSMC


# Ablaze Mirrors

## Contents

Premium Backlit Mirrors	116
Mirror Cabinets	120
Lit Magnifying Mirrors	124
Non-lit Magnifying Mirrors	126
Attachable Magnifying Mirrors	127
Framed Mirrors	128
Frameless Mirrors	132
Thermomirror Demister Pads	142
Superseded Mirrors	144

# Add a touch of luxury to every bathroom

When you are looking to add that little bit extra to your bathroom design there is sure to be something that suits you from our extensive mirror range.



## Backlit Mirrors

Backlit mirrors enhance ambience and add luxury to your bathroom.

Pages 116-119



## Mirror Cabinets

Our range of mirror cabinets offer great storage options for the bathroom with cabinets available in white and black.

Pages 120-123



## Magnifying Mirrors

Magnifying mirrors available in a range of styles to suit your needs for make-up application or shaving.

Pages 124-127



## Framed Mirrors

Our framed range features a slim frame to create an elegant touch in the bathroom.

Pages 128-131



## Frameless Mirrors

Range of plain mirrors to suit all styles and budgets.

Pages 132-141



## Mirror Demisters

Thermomirror demister pads ensure a condensation free mirror after your hot shower or bath.

Pages 142-144



**Find the answers to your questions**

Scan the QR Code to visit the Thermogroup Learning Centre



# Premium Backlit Mirrors




Model Shown: S0500C

## S0 Range

- ✔ Pill shape
- ✔ Polished edge
- ✔ Portrait mounting only
- ✔ Warm or cool lighting options
- ✔ Demister included

Stock Code	Light	Size W x H x D (mm)	Output (W)	RRP \$ Incl.
S0500C	Cool	500 x 1000 x 45	61	\$989.00
S0500W	Warm	500 x 1000 x 45	61	\$989.00



Model Shown: AS500C

## AS Range

- ✔ Arch shape
- ✔ Polished edge
- ✔ Portrait mounting only
- ✔ Warm or cool lighting options
- ✔ Demister included

Stock Code	Light	Size W x H x D (mm)	Output (W)	RRP \$ Incl.
AS500C	Cool	500 x 800 x 45	47	\$959.00
AS500W	Warm	500 x 800 x 45	47	\$959.00



**Demister included**



**Warm and cool lighting options**



**No switch on unit**




**LED lighting**



**Three year warranty**

# Premium Backlit Mirrors




Model Shown: SS128C

## SS Range

- ✔ Rectangle shape
- ✔ Polished edge
- ✔ Landscape or portrait mounting
- ✔ Cool lighting only
- ✔ Demister included

Stock Code	Light	Size W x H x D (mm)	Output (W)	RRP \$ Incl.
SS759C	Cool	900 x 750 x 45	85	\$1,289.00
SS128C	Cool	1200 x 800 x 45	108	\$1,649.00



Model Shown: RS900C

## RS Range

- ✔ Round shape
- ✔ Polished edge
- ✔ Warm or cool lighting options
- ✔ Demister included

Stock Code	Light	Size W x H x D (mm)	Output (W)	RRP \$ Incl.
RS600C	Cool	600 $\emptyset$ x 45	37	\$829.00
RS600W	Warm	600 $\emptyset$ x 45	37	\$829.00
RS900C	Cool	900 $\emptyset$ x 45	80	\$1,299.00
RS900W	Warm	900 $\emptyset$ x 45	80	\$1,299.00

# Premium Backlit Mirrors



## RB Range

- ✔ Round shape
- ✔ Polished edge
- ✔ Warm and cool lighting options
- ✔ No demister included


Stock Code	Light	Size W x H x D (mm)	Output (W)	RRP \$ Incl.
RB610C	Cool	610 ø x 45	18	\$869.00
RB610W	Warm	610 ø x 45	18	\$869.00



## SR Range

- ✔ Rectangle shape
- ✔ Polished edge
- ✔ Portrait or landscape mounting
- ✔ Cool lighting only
- ✔ Demister included

Stock Code	Light	Size W x H x D (mm)	Output (W)	RRP \$ Incl.
SR759C	Cool	900 x 750 x 45	62	\$1,369.00
SR1118C	Cool	1200 x 800 x 45	86	\$1,729.00



**Demister included**



**Warm and cool lighting options**



**No switch on unit**



**LED lighting**



**Three year warranty**

# Premium Backlit Mirrors




Model Shown: SSC128C

## SSC Range

- ✔ Rectangle with 80mm ø rounded corners
- ✔ Polished edge
- ✔ Landscape mounting only
- ✔ Cool lighting only
- ✔ Demister included

Stock Code	Light	Size W x H x D (mm)	Output (W)	RRP \$ Incl.
SSC128C	Cool	1200 x 800 x 45	108	\$1,649.00



Model Shown: S900C

## S Range

- ✔ Square and rectangle shape
- ✔ Sandblasted edge
- ✔ Portrait or landscape mounting
- ✔ Cool lighting only
- ✔ Demister included

Stock Code	Light	Size W x H x D (mm)	Output (W)	RRP \$ Incl.
S500C	Cool	750 x 500 x 45	35	\$849.00
S759C	Cool	900 x 750 x 45	57	\$1,259.00
S900C	Cool	900 x 900 x 45	83	\$1,439.00
S1200C	Cool	1200 x 800 x 45	92	\$1,649.00
S1500C	Cool	1500 x 800 x 45	111	\$1,779.00



Model Shown: LP5010B, VP900BN & 5246





Model Shown: CR6060W

# Round Mirror Cabinet

NEW STOCK DUE JUNE

## Chelsea Cabinet

- ✔ Round shape
- ✔ Available in black or white
- ✔ Overall unit depth 150mm
- ✔ Door thickness 21mm



Stock Code	Colour	Mirror Size (mm)	Cabinet Size (mm)	RRP \$ Incl.
CR6060W	White	600 ø	W400 x H400 x D129	\$799.00
CR6060B	Black	600 ø	W400 x H400 x D129	\$799.00




Soft close hinges



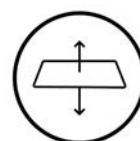
Secure mounting bracket



Cannot be recessed into wall



Door hinges left or right hand side



Two adjustable timber shelves



Two year warranty

**ablaze**  
MIRRORS



Model Shown: VC5080B, VP900BN & 5246

# Arch Mirror Cabinet



## Vienna Cabinet

- ✔ Arch shape
- ✔ Available in black or white
- ✔ Overall unit depth 150mm
- ✔ Door thickness 21mm



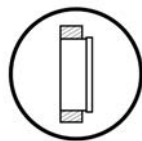
Stock Code	Colour	Mirror Size (mm)	Cabinet Size (mm)	RRP \$ Incl.
VC5080W	White	W500 x H800	W470 x H530 x D129	\$969.00
VC5080B	Black	W500 x H800	W470 x H530 x D129	\$969.00




Soft close hinges



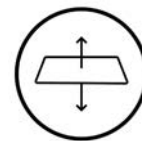
Secure mounting bracket



Can be recessed into wall



Door hinges left hand side only



Two adjustable timber shelves



Two year warranty



Model Shown: LP5010W & VS900HBZ

# Pill Mirror Cabinet

NEW STOCK DUE JUNE

## Lincoln Cabinet

- ✔ Pill shape
- ✔ Available in black or white
- ✔ Overall unit depth 150mm
- ✔ Door thickness 21mm



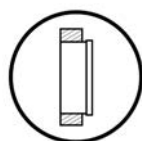
Stock Code	Colour	Mirror Size (mm)	Cabinet Size (mm)	RRP \$ Incl.
LP5010W	White	W500 x H1000	W470 x H530 x D129	\$999.00
LP5010B	Black	W500 x H1000	W470 x H530 x D129	\$999.00



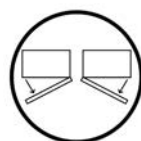
Soft close hinges



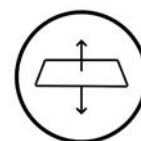
Secure mounting bracket



Can be recessed into wall



Door hinges left or right hand side



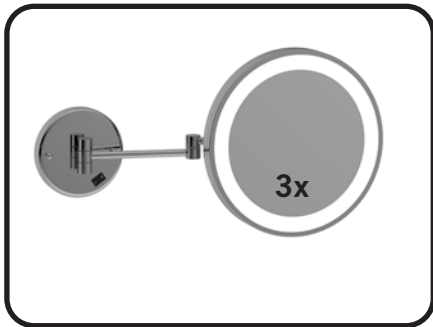
Two adjustable timber shelves



Two year warranty

**ablaze**  
MIRRORS

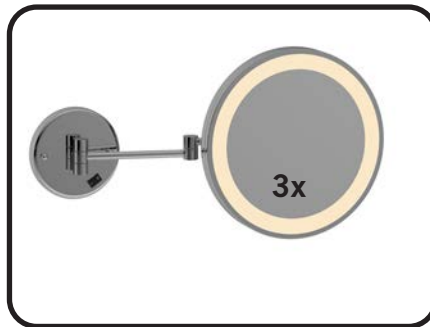
# Lit Magnifying Mirrors



## L252CSMC/L252CSME

- ✔ Chrome Plated
- ✔ 3x Magnification
- ✔ 250mm Diameter
- ✔ Arm Extends to 390mm
- ✔ 3 Watt White LED Light
- ✔ Concealed (C) or Exposed (E) Wiring

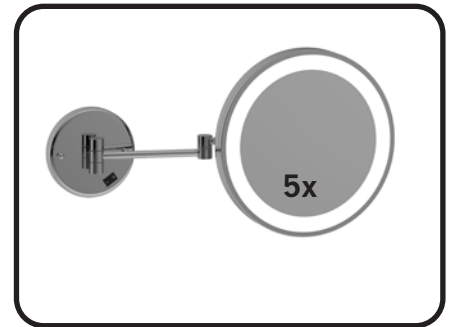
Stock Code	RRP \$ Incl.
L252CSMC	\$479.00
L252CSME	\$479.00



## L253CSMC

- ✔ Chrome Plated
- ✔ 3x Magnification
- ✔ 250mm Diameter
- ✔ Arm Extends to 390mm
- ✔ 3 Watt Warm LED Light
- ✔ Concealed Wiring

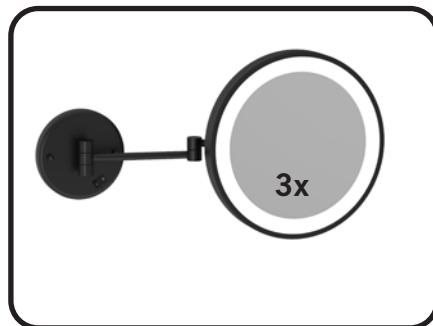
Stock Code	RRP \$ Incl.
L253CSMC	\$479.00



## L255CSMC/L255CSME

- ✔ Chrome Plated
- ✔ 5x Magnification
- ✔ 250mm Diameter
- ✔ Arm Extends to 390mm
- ✔ 3 Watt White LED Light
- ✔ Concealed (C) or Exposed (E) Wiring

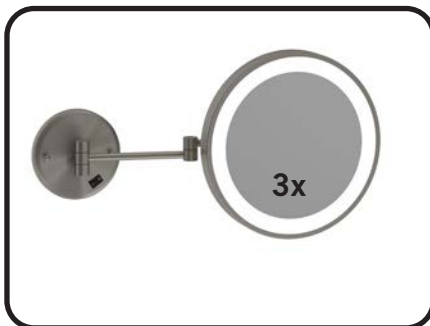
Stock Code	RRP \$ Incl.
L255CSMC	\$495.00
L255CSME	\$495.00



## L252CSMCB

- ✔ Matt Black Finish
- ✔ 3x Magnification
- ✔ 250mm Diameter
- ✔ Arm Extends to 390mm
- ✔ 3 Watt White LED Light
- ✔ Concealed Wiring

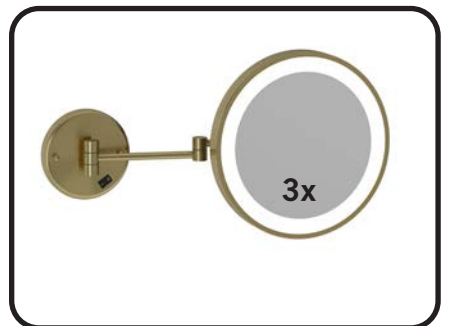
Stock Code	RRP \$ Incl.
L252CSMCB	\$525.00



## L252CSMCBN

- ✔ Brushed Nickel Plated
- ✔ 3x Magnification
- ✔ 250mm Diameter
- ✔ Arm Extends to 390mm
- ✔ 3 Watt White LED Light
- ✔ Concealed Wiring

Stock Code	RRP \$ Incl.
L252CSMCBN	\$599.00



## L252CSMCBB

- ✔ Brushed Brass Plated
- ✔ 3x Magnification
- ✔ 250mm Diameter
- ✔ Arm Extends to 390mm
- ✔ 3 Watt White LED Light
- ✔ Concealed Wiring

Stock Code	RRP \$ Incl.
L252CSMCBB	\$599.00

Stock codes ending in 'C' represent Concealed Wiring (Hard-wired). Stock codes ending in 'E' represent Exposed Wiring (Plug-in).

# Lit Magnifying Mirrors



## L155CSMC

- ✔ Chrome Plated
- ✔ Double Sided 1x and 5x Magnification
- ✔ 200mm Diameter
- ✔ Arm Extends to 320mm
- ✔ 3 Watt White LED Light
- ✔ Concealed Wiring

Stock Code	RRP \$ Incl.
L155CSMC	\$549.00



## L258CSMC/L258CSME

- ✔ Chrome Plated
- ✔ Double Sided 1x and 8x Magnification
- ✔ 200mm Diameter
- ✔ Arm Extends to 320mm
- ✔ 3 Watt White LED Light
- ✔ Concealed (C) or Exposed (E) Wiring


Stock Code	RRP \$ Incl.
L258CSMC	\$565.00
L258CSME	\$565.00



## LS205CSMC/LS205CSME

- ✔ Chrome Plated
- ✔ 3x Magnification
- ✔ 200 x 200mm
- ✔ Arm Extends to 390mm
- ✔ 3 Watt White LED Light
- ✔ Concealed (C) or Exposed (E) Wiring

Stock Code	RRP \$ Incl.
LS205CSMC	\$565.00
*LS205CSME	\$565.00



## LS205CSMCB

- ✔ Matt Black Finish
- ✔ 3x Magnification
- ✔ 200 x 200mm
- ✔ Arm Extends to 390mm
- ✔ 3 Watt White LED Light
- ✔ Concealed Wiring

Stock Code	RRP \$ Incl.
LS205CSMCB	\$619.00



**One year warranty**



**On/off switch on unit**



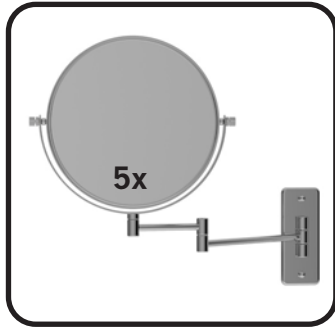
**Safe for use in bathrooms**

\*Only Available While Stocks Lasts

Stock codes ending in 'C' represent Concealed Wiring (Hard-wired). Stock codes ending in 'E' represent Exposed Wiring (Plug-in).



# Non-lit Magnifying Mirrors

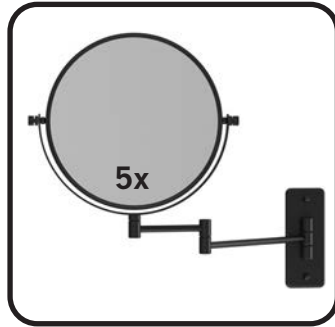


**R16SM**

- ✔ Chrome Plated
- ✔ Double Sided Mirror
- ✔ 1x and 5x Magnification
- ✔ 200mm Diameter
- ✔ Arm Extends to 330mm

**Stock Code RRP \$ Incl.**

R16SM \$205.00



**R16SMB**

- ✔ Matt Black Finish
- ✔ Double Sided Mirror
- ✔ 1x and 5x Magnification
- ✔ 200mm Diameter
- ✔ Arm Extends to 330mm

**Stock Code RRP \$ Incl.**

R16SMB \$235.00




**R16SMBB**

- ✔ Brushed Brass Plated
- ✔ Double Sided Mirror
- ✔ 1x and 5x Magnification
- ✔ 200mm Diameter
- ✔ Arm Extends to 330mm

**Stock Code RRP \$ Incl.**

R16SMBB \$309.00

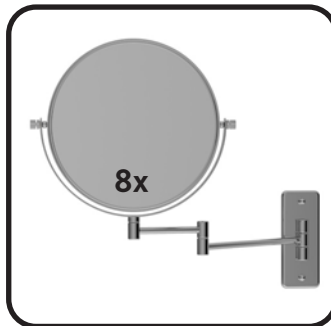


**R16SMBN**

- ✔ Brushed Nickel Plated
- ✔ Double Sided Mirror
- ✔ 1x and 5x Magnification
- ✔ 200mm Diameter
- ✔ Arm Extends to 330mm

**Stock Code RRP \$ Incl.**

R16SMBN \$309.00

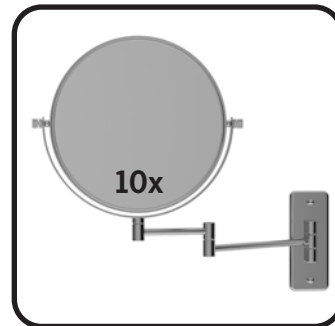


**R18SM**

- ✔ Chrome Plated
- ✔ Double Sided Mirror
- ✔ 1x and 8x Magnification
- ✔ 200mm Diameter
- ✔ Arm Extends to 330mm

**Stock Code RRP \$ Incl.**

R18SM \$235.00




**R10SM**

- ✔ Chrome Plated
- ✔ Double Sided Mirror
- ✔ 1x and 10x Magnification
- ✔ 200mm Diameter
- ✔ Arm Extends to 330mm

**Stock Code RRP \$ Incl.**

R10SM \$265.00

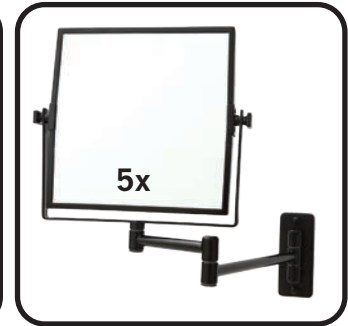


**R15SM**

- ✔ Chrome Plated
- ✔ Double Sided Mirror
- ✔ 1x and 5x Magnification
- ✔ 200 x 200mm
- ✔ Arm Extends to 330mm

**Stock Code RRP \$ Incl.**

R15SM \$375.00



**R15SMB**

- ✔ Matt Black Finish
- ✔ Double Sided Mirror
- ✔ 1x and 5x Magnification
- ✔ 200 x 200mm
- ✔ Arm Extends to 330mm

**Stock Code RRP \$ Incl.**


R15SMB \$399.00



**One year warranty**



**Simple to retrofit**



**Double-sided**



## Attachable Magnifying Mirrors

**NEW**

Magnetic plate on the reverse side of the mirror for the magnifier to clip onto via a strong magnet.

**NEW**

Bracket attaches to the edge of the mirror and the magnifier mirror clips into the bracket.

### RM1403M Magnetic Mounting

- ✔ Magnetic Mounting
- ✔ 3x Magnification
- ✔ 140mm Diameter
- ✔ DIY install

### RM1403C Clip On Mounting

- ✔ Clip on Mounting
- ✔ 3x Magnification
- ✔ 140mm Diameter
- ✔ DIY install
- ✔ Not suitable for use with glue-to-wall mirrors

Stock Code	RRP \$ Incl.
RM1403M	\$199.00

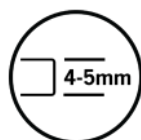
Stock Code	RRP \$ Incl.
RM1403C	\$199.00



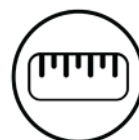
**One year warranty**



**3x Magnification**



**Suitable for use on 4-5mm mirrors**



**140mm diameter**



**DIY install**





Model Shown: GR6060G & VS900HBG



# Round Framed Mirror

## Georgia Mirrors

- ✔ Round shape
- ✔ Available in black, gold & white frame
- ✔ Option of with or without a demister
- ✔ Frame: 7mm front width and 20mm to the wall

### Round Mirror Only

Stock Code	Size (mm)	Finish	RRP \$ Incl.
GR6060B	600 ø x 20D	Black	\$479.00
GR6060W	600 ø x 20D	White	\$479.00
GR6060G	600 ø x 20D	Gold	\$479.00
GR9090B	900 ø x 20D	Black	\$589.00
GR9090W	900 ø x 20D	White	\$589.00
GR9090G	900 ø x 20D	Gold	\$589.00

### Mirror and Demister Package

Stock Code	Output	RRP \$ Incl.
GR6060BD	24W	\$608.00
GR6060WD	24W	\$608.00
GR6060GD	24W	\$608.00
GR9090BD	38W	\$742.00
GR9090WD	38W	\$742.00
GR9090GD	38W	\$742.00



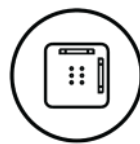
**Safety backing film**




**Copper-free mirror**



**Two year warranty**



**Hanger fixing method**



**Option of with or without a demister**



Demister not attached to mirror; supplied as two separate components.  
Superseded framed mirrors on page 145.







Model Shown: CS9075W & VS900HSW



# Rectangle Framed Mirror

## Carson Mirrors

- ✔ Rectangle shape
- ✔ Available in black, gold & white frame
- ✔ Option of with or without a demister
- ✔ Frame: 7mm front width and 20mm to the wall

### Rectangle Mirror Only

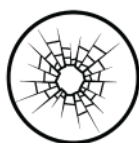
Stock Code	Size (mm)	Finish	RRP \$ Incl.
CS9075B	750 x 900 x 20D	Black	\$589.00
CS9075W	750 x 900 x 20D	White	\$589.00
CS9075G	750 x 900 x 20D	Gold	\$589.00

### Mirror and Demister Package

Stock Code	Output	RRP \$ Incl.
CS9075BD	80W	\$826.00
CS9075WD	80W	\$826.00
CS9075GD	80W	\$826.00



Portrait or landscape mounting




Safety backing film



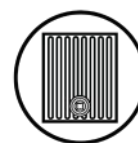
Copper-free mirror



Two year warranty



Hanger fixing method



Option of with or without a demister



Demister not attached to mirror; supplied as two separate components.  
Superseded framed mirrors on page 145.





Model Shown: HP5010G & VS900HBC



# Pill Framed Mirror

## Havana Mirrors

- ✔ Pill shape
- ✔ Available in black, gold & white frame
- ✔ Option of with or without a demister
- ✔ Frame: 7mm front width and 20mm to the wall

### Pill Mirror Only

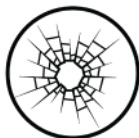
Stock Code	Size (mm)	Finish	RRP \$ Incl.
HP5010B	500 x 1000 x 20D	Black	\$569.00
HP5010W	500 x 1000 x 20D	White	\$569.00
HP5010G	500 x 1000 x 20D	Gold	\$569.00

### Mirror and Demister Package

Stock Code	Output	RRP \$ Incl.
HP5010BD	38W	\$722.00
HP5010WD	38W	\$722.00
HP5010GD	38W	\$722.00



**Portrait or landscape mounting**



**Safety backing film**



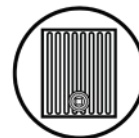
**Copper-free mirror**



**Two year warranty**



**Hanger fixing method**



**Option of with or without a demister**



Demister not attached to mirror; supplied as two separate components.  
Superseded framed mirrors on page 145.





Model Shown: JC5080B & VS900HB



# Arch Framed Mirror

## Juno Mirrors


- ✔ Arch shape
- ✔ Available in black, gold & white frame
- ✔ Option of with or without a demister
- ✔ Frame: 7mm front width and 20mm to the wall

### Arch Mirror Only

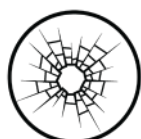
Stock Code	Size (mm)	Finish	RRP \$ Incl.
JC5080B	500 x 800 x 20D	Black	\$589.00
JC5080W	500 x 800 x 20D	White	\$589.00
JC5080G	500 x 800 x 20D	Gold	\$589.00

### Mirror and Demister Package

Stock Code	Output	RRP \$ Incl.
JC5080BD	38W	\$742.00
JC5080WD	38W	\$742.00
JC5080GD	38W	\$742.00



**Portrait mounting only**



**Safety backing film**



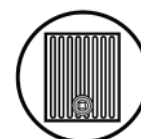
**Copper-free mirror**



**Two year warranty**



**Hanger fixing method**



**Option of with or without a demister**



Demister not attached to mirror; supplied as two separate components.  
Superseded framed mirrors on page 145.



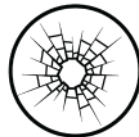


Model Shown: MS6075HN/GT

## Frameless Mirror Range

### Montana Mirrors

- ☑ Rectangle and square shape
- ☑ 25mm bevel edge
- ☑ Option for glue-to-wall or hangers
- ☑ Option of with or without a demister



**Safety backing film**



**Portrait or landscape mounting**



**Copper-free mirror**



**Two year warranty**

#### Montana Rectangle Mirror - Glue-to-Wall

Stock Code	Size (mm)	Fixing Method	RRP \$ Incl.
MS6075GT	600 x 750	Glue-to-Wall	\$274.00
MS6090GT	600 x 900	Glue-to-Wall	\$334.00
MS7575GT	750 x 750	Glue-to-Wall	\$354.00
MS9075GT	900 x 750	Glue-to-Wall	\$384.00
MS9090GT	900 x 900	Glue-to-Wall	\$414.00
MS1280GT	1200 x 800	Glue-to-Wall	\$534.00
MS1590GT	1500 x 900	Glue-to-Wall	\$674.00

#### Mirror and Demister Package

Stock Code	Output	RRP \$ Incl.
MS6075GTD	38W	\$427.00
MS6090GTD	55W	\$503.00
MS7575GTD	30W	\$509.00
MS9075GTD	60W	\$599.00
MS9090GTD	80W	\$651.00
MS1280GTD	100W	\$797.00
MS1590GTD	145W	\$965.00

#### Montana Rectangle Mirror - Hangers

Stock Code	Size (mm)	Fixing Method	RRP \$ Incl.
MS6075HN	600 x 750	Hangers	\$299.00
MS6090HN	600 x 900	Hangers	\$359.00
MS7575HN	750 x 750	Hangers	\$379.00
MS9075HN	900 x 750	Hangers	\$409.00
MS9090HN	900 x 900	Hangers	\$439.00
MS1280HN	1200 x 800	Hangers	\$559.00
MS1590HN	1500 x 900	Hangers	\$699.00

#### Mirror and Demister Package

Stock Code	Output	RRP \$ Incl.
MS6075HND	38W	\$452.00
MS6090HND	55W	\$528.00
MS7575HND	30W	\$534.00
MS9075HND	60W	\$624.00
MS9090HND	80W	\$676.00
MS1280HND	100W	\$822.00
MS1590HND	145W	\$990.00

Mirror thickness from wall: Glue-to-wall - 5mm (Glue not included). Hangers - 14mm (including mirror)  
Demister not attached to mirror; supplied as two separate components.





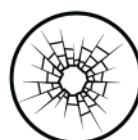
Model Shown: KR7070HN/GT



## Frameless Mirror Range

### Kent Mirrors

- ☑ Round shape
- ☑ 18mm bevel edge
- ☑ Option for glue-to-wall or hangers
- ☑ Option of with or without a demister



Safety backing film



Copper-free mirror



Two year warranty

#### Kent Round Mirror - Glue-to-Wall

Stock Code	Size (mm)	Fixing Method	RRP \$ Incl.
KR5050GT	500Ø	Glue-to-Wall	\$229.00
KR6060GT	600Ø	Glue-to-Wall	\$279.00
KR7070GT	700Ø	Glue-to-Wall	\$339.00
KR8080GT	800Ø	Glue-to-Wall	\$399.00
KR9090GT	900Ø	Glue-to-Wall	\$439.00

#### Mirror and Demister Package

Stock Code	Output	RRP \$ Incl.
KR5050GTD	16W	\$348.00
KR6060GTD	24W	\$408.00
KR7070GTD	24W	\$468.00
KR8080GTD	38W	\$552.00
KR9090GTD	55W	\$608.00

#### Kent Round Mirror - Hangers

Stock Code	Size (mm)	Fixing Method	RRP \$ Incl.
KR5050HN	500Ø	Hangers	\$239.00
KR6060HN	600Ø	Hangers	\$289.00
KR7070HN	700Ø	Hangers	\$349.00
KR8080HN	800Ø	Hangers	\$409.00
KR9090HN	900Ø	Hangers	\$449.00

#### Mirror and Demister Package

Stock Code	Output	RRP \$ Incl.
-	-	-
-	-	-
KR7070HND	24W	\$478.00
KR8080HND	38W	\$562.00
KR9090HND	55W	\$618.00

Mirror thickness from wall: Glue-to-wall - 5mm (Glue not included). Hangers - 14mm (including mirror)  
Demister not attached to mirror; supplied as two separate components.



Model Shown: JS9090HN/GT

# Frameless Mirror Range

## Jackson Mirrors

- ☑ Rectangle and square shape
- ☑ Polished edge
- ☑ Option for glue-to-wall or hangers
- ☑ Option of with or without a demister



**Safety backing film**



**Portrait or landscape mounting**



**Copper-free mirror**



**Two year warranty**

### Jackson Rectangle Mirror - Glue-to-Wall

Stock Code	Size (mm)	Fixing Method	RRP \$ Incl.
JS6075GT	600 x 750	Glue-to-Wall	\$254.00
JS6090GT	600 x 900	Glue-to-Wall	\$304.00
JS7575GT	750 x 750	Glue-to-Wall	\$324.00
JS9075GT	900 x 750	Glue-to-Wall	\$354.00
JS9090GT	900 x 900	Glue-to-Wall	\$384.00
JS1280GT	1200 x 800	Glue-to-Wall	\$494.00
JS1590GT	1500 x 900	Glue-to-Wall	\$624.00

### Mirror and Demister Package

Stock Code	Output	RRP \$ Incl.
JS6075GTD	38W	\$407.00
JS6090GTD	55W	\$473.00
JS7575GTD	30W	\$479.00
JS9075GTD	60W	\$569.00
JS9090GTD	80W	\$621.00
JS1280GTD	100W	\$757.00
JS1590GTD	145W	\$915.00

### Jackson Rectangle Mirror - Hangers

Stock Code	Size (mm)	Fixing Method	RRP \$ Incl.
JS6075HN	600 x 750	Hangers	\$279.00
JS6090HN	600 x 900	Hangers	\$329.00
JS7575HN	750 x 750	Hangers	\$349.00
JS9075HN	900 x 750	Hangers	\$379.00
JS9090HN	900 x 900	Hangers	\$409.00
JS1280HN	1200 x 800	Hangers	\$519.00
JS1590HN	1500 x 900	Hangers	\$649.00

### Mirror and Demister Package

Stock Code	Output	RRP \$ Incl.
JS6075HND	38W	\$432.00
JS6090HND	55W	\$498.00
JS7575HND	30W	\$504.00
JS9075HND	60W	\$594.00
JS9090HND	80W	\$646.00
JS1280HND	100W	\$782.00
JS1590HND	145W	\$940.00

Mirror thickness from wall: Glue-to-wall - 5mm (Glue not included). Hangers - 14mm (including mirror)  
Demister not attached to mirror; supplied as two separate components.



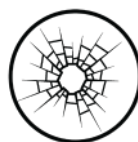


Model Shown: RR6060HN/GT

# Frameless Mirror Range

## Rio Mirrors

- ✔ Round shape
- ✔ Polished edge
- ✔ Option for glue-to-wall or hangers
- ✔ Option of with or without a demister



Safety backing film



Copper-free mirror



Two year warranty

### Rio Round Mirror - Glue-to-Wall

Stock Code	Size (mm)	Fixing Method	RRP \$ Incl.
RR5050GT	500Ø	Glue-to-Wall	\$199.00
RR6060GT	600Ø	Glue-to-Wall	\$229.00
RR7070GT	700Ø	Glue-to-Wall	\$289.00
RR8080GT	800Ø	Glue-to-Wall	\$339.00
RR9090GT	900Ø	Glue-to-Wall	\$389.00

### Mirror and Demister Package

Stock Code	Output	RRP \$ Incl.
RR5050GTD	16W	\$318.00
RR6060GTD	24W	\$358.00
RR7070GTD	24W	\$418.00
RR8080GTD	38W	\$492.00
RR9090GTD	55W	\$558.00

### Rio Round Mirror - Hangers

Stock Code	Size (mm)	Fixing Method	RRP \$ Incl.
RR5050HN	500Ø	Hangers	\$209.00
RR6060HN	600Ø	Hangers	\$239.00
RR7070HN	700Ø	Hangers	\$299.00
RR8080HN	800Ø	Hangers	\$349.00
RR9090HN	900Ø	Hangers	\$399.00

### Mirror and Demister Package

Stock Code	Output	RRP \$ Incl.
-	-	-
-	-	-
RR7070HND	24W	\$428.00
RR8080HND	38W	\$502.00
RR9090HND	55W	\$568.00

Mirror thickness from wall: Glue-to-wall - 5mm (Glue not included). Hangers - 14mm (including mirror)  
Demister not attached to mirror; supplied as two separate components.



Model Shown: AC7510HN/GT


# Frameless Mirror Range

## Aspen Mirrors

- ✔ Arch shape
- ✔ Polished edge
- ✔ Option for glue-to-wall or hangers
- ✔ Option of with or without a demister



**Safety backing film**



**Portrait mounting only**



**Copper-free mirror**



**Two year warranty**

### Aspen Arch Mirror - Glue-to-Wall

Stock Code	Size W x H (mm)	Fixing Method	RRP \$ Incl.
AC5080GT	500 x 800	Glue-to-Wall	\$289.00
AC7510GT	750 x 1000	Glue-to-Wall	\$399.00

### Mirror and Demister Package

Stock Code	Output	RRP \$ Incl.
AC5080GTD	24W	\$418.00
AC7510GTD	60W	\$614.00

### Aspen Arch Mirror - Hangers

Stock Code	Size W x H (mm)	Fixing Method	RRP \$ Incl.
AC5080HN	500 x 800	Hangers	\$299.00
AC7510HN	750 x 1000	Hangers	\$409.00

### Mirror and Demister Package

Stock Code	Output	RRP \$ Incl.
AC5080HND	24W	\$428.00
AC7510HND	60W	\$624.00

Mirror thickness from wall: Glue-to-wall - 5mm (Glue not included). Hangers - 14mm (including mirror)  
Demister not attached to mirror; supplied as two separate components.





Model Shown: DP5010GT/HN

# Frameless Mirror Range

## Duke Mirrors

- ✔ Pill shape
- ✔ Polished edge
- ✔ Option for glue-to-wall or hangers
- ✔ Option of with or without a demister



**Safety backing film**



**Portrait or landscape mounting**



**Copper-free mirror**



**Two year warranty**

### Duke Pill Shape Mirror - Glue-to-Wall

Stock Code	Size (mm)	Fixing Method	RRP \$ Incl.
DP5010GT	500 x 1000	Glue-to-Wall	\$319.00

### Mirror and Demister Package

Stock Code	Output	RRP \$ Incl.
DP5010GTD	24W	\$448.00

### Duke Pill Shape Mirror - Hangers

Stock Code	Size (mm)	Fixing Method	RRP \$ Incl.
DP5010HN	500 x 1000	Hangers	\$329.00

### Mirror and Demister Package

Stock Code	Output	RRP \$ Incl.
DP5010HND	24W	\$458.00

Mirror thickness from wall: Glue-to-wall - 5mm (Glue not included). Hangers - 14mm (including mirror)  
Demister not attached to mirror; supplied as two separate components.



**Above Vanity**

Model Shown: HD9075HN/HD9075GT



**On Side**

Model Shown: HD9075HN/HD9075GT



**Upside Down**

Model Shown: HD1290HN/HD1290GT



**On Vanity**

Model Shown: HD1511HN/HD1511GT



Model Shown: HD1511HN/GT

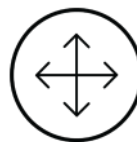
# Frameless Mirror Range

## Hamilton Mirrors

- ☑ D shaped
- ☑ Polished edge
- ☑ Option for glue-to-wall or hangers
- ☑ Option of with or without a demister



**Safety backing film**



**Four hanging orientations**



**Copper-free mirror**



**Two year warranty**

### Hamilton D Shape Mirror - Glue-to-Wall

Stock Code	Size (mm)	Fixing Method	RRP \$ Incl.
HD9075GT	900 x 750	Glue-to-Wall	\$439.00
HD1290GT	1200 x 900	Glue-to-Wall	\$669.00
HD1511GT	1500 x 1100	Glue-to-Wall	\$789.00

### Mirror and Demister Package

Stock Code	Output	RRP \$ Incl.
HD9075GTD	38W	\$592.00
HD1290GTD	60W	\$884.00
HD1511GTD	100W	\$1,052.00

### Hamilton D Shape Mirror - Hangers

Stock Code	Size (mm)	Fixing Method	RRP \$ Incl.
HD9075HN	900 x 750	Hangers	\$469.00
HD1290HN	1200 x 900	Hangers	\$699.00
HD1511HN	1500 x 1100	Hangers	\$819.00

### Mirror and Demister Package

Stock Code	Output	RRP \$ Incl.
HD9075HND	38W	\$622.00
HD1290HND	60W	\$914.00
HD1511HND	100W	\$1,082.00

Mirror thickness from wall: Glue-to-wall - 5mm (Glue not included). Hangers - 14mm (including mirror)  
Demister not attached to mirror; supplied as two separate components.

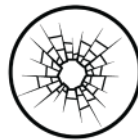


Model Shown: SS9075HN

# Frameless Mirror Range

## Sierra Mirrors

- ✔ Rectangle shape
- ✔ Hanger mounting only
- ✔ Option of with or without a demister
- ✔ 25mm sandblasted border with 25mm mirror edge (no lights on unit)



**Safety backing film**



**Portrait or landscape mounting**



**Copper-free mirror**



**Two year warranty**

### Sierra Sandblasted Border Mirror - Hangers

Stock Code	Size (mm)	Fixing Method	RRP \$ Incl.
SS6075HN	600 x 750	Hangers	\$325.00
SS9075HN	900 x 750	Hangers	\$465.00
SS1280HN	1200 x 800	Hangers	\$655.00
SS1590HN	1500 x 900	Hangers	\$745.00

### Mirror and Demister Package

Stock Code	Output	RRP \$ Incl.
SS6075HND	38W	\$478.00
SS9075HND	60W	\$680.00
SS1280HND	100W	\$918.00
SS1590HND	145W	\$1,036.00

Mirror thickness from wall: Hangers - 14mm (including mirror)  
Demister not attached to mirror; supplied as two separate components.

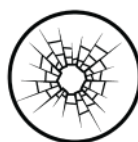


Model Shown: CO6080HN/GT

# Frameless Mirror Range

## Cody Mirrors

- ✔ Oval shape
- ✔ Polished edge
- ✔ Option for glue-to-wall or hangers
- ✔ Option of with or without a demister



Safety backing film



Portrait or landscape mounting



Copper-free mirror



Two year warranty

### Cody Oval Mirror - Glue-to-Wall

Stock Code	Size (mm)	Fixing Method	RRP \$ Incl.
C06080GT	600 x 800	Glue-to-Wall	\$319.00
C09075GT	900 x 750	Glue-to-Wall	\$409.00

### Mirror and Demister Package

Stock Code	Output	RRP \$ Incl.
C06080GTD	24W	\$448.00
C09075GTD	30W	\$564.00

### Cody Oval Mirror - Hangers

Stock Code	Size (mm)	Fixing Method	RRP \$ Incl.
C06080HN	600 x 800	Hangers	\$329.00
C09075HN	900 x 750	Hangers	\$419.00

### Mirror and Demister Package

Stock Code	Output	RRP \$ Incl.
C06080HND	24W	\$458.00
C09075HND	30W	\$574.00

Mirror thickness from wall: Glue-to-wall - 5mm (Glue not included). Hangers - 14mm (including mirror)  
Demister not attached to mirror; supplied as two separate components.

**Before Thermomirror**



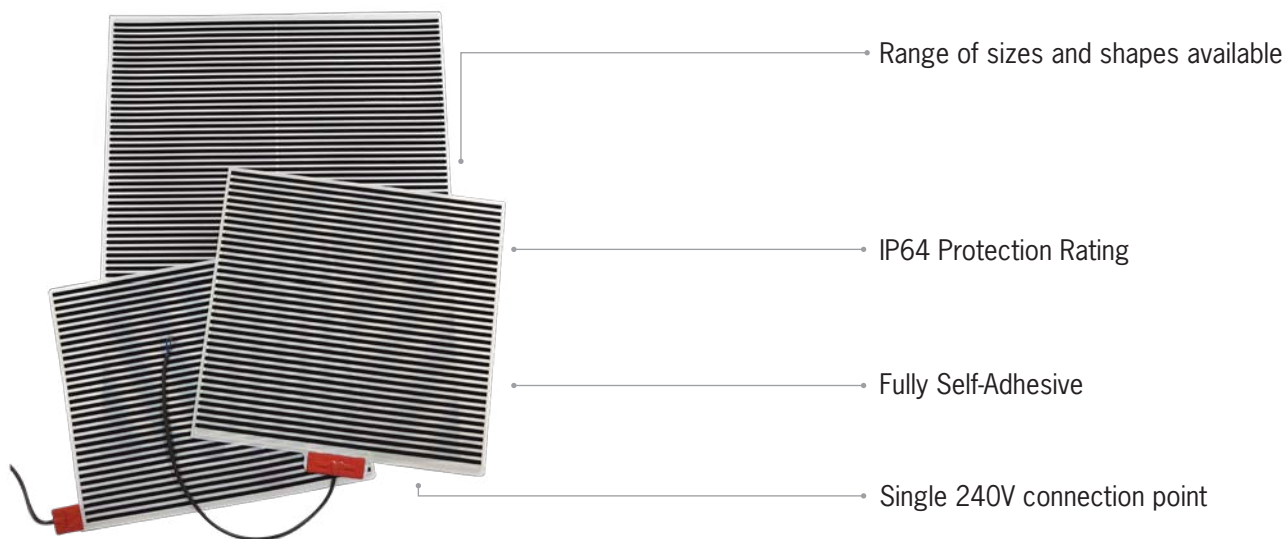
**After Thermomirror**



# Thermomirror Demister Pads

Thermomirror is a must for every bathroom. The ultra-thin demister pad provides a clear and condensation-free mirror in any bathroom and is available in a range of practical sizes. Thermomirror is suitable for use with any brand of mirror.

The demister must be applied directly to the back of the mirror. The demister has a self adhesive back for easy application. The demister is designed to warm the mirror slightly to eliminate the difference in temperature between the mirror and the bathroom ensuring it remains fog-free.




Stock Code	Description	Size L x W (mm)	Heat Output (W)	RRP \$ Incl.
TM2828	Square	280 x 280	16	\$119.00
TM2841	Rectangular	280 x 410	24	\$129.00
TM3545	Rectangular	350 x 450	38	\$153.00
TM4040	Square	400 x 400	30	\$155.00
TM5050	Square	500 x 500	55	\$169.00
TM4170	Rectangular	410 x 700	60	\$215.00
TM5868	Rectangular	580 x 680	80	\$237.00
TM5885	Rectangular	580 x 850	100	\$263.00
TM6010	Rectangular	600 x 1000	145	\$291.00

Thermomirror demisters are available with Ablaze mirrors. Refer to pages 128-141. Mirror demisters are not suitable for use on the timber on the back of a cabinet door.



**Ten year warranty**



**Double insulated**



**Heating Pad thickness**



**Safe for use in bathrooms**



# Thermomirror 12V Demister Pads

## Prevent your shower niche from fogging up

Designed as a low voltage demister pad, these demisters can go in your shower niche, warming the back of the mirror, therefore preventing it from fogging up.

WHILE STOCKS LAST



### Demister Pack Includes:

- ⊗ 12V Thermomirror Demister Pad (300 x 300mm) with a 5 year warranty
- ⊗ 12V transformer with 12 month warranty
- ⊗ 6mm mirror (400 x 400mm) with a 12 month warranty
- ⊗ Econoboard Coated Insulation Board (H600 x W400 x D6mm)
- ⊗ Neutral cure silicone mirror adhesive

Stock Code	Description	RRP \$ Incl.
5312	12V Demister Pad and Transformer 300 x 300mm (14Watt Output)	\$139.00
5312P	Shower Niche Package - Mirror, 12V Demister Pad, Transformer, Insulation Board and Adhesive	\$429.00

WHILE STOCKS LAST



## Superseded Mirror Cabinet

- ⊗ 400 x 400mm square cabinet
- ⊗ 600mm round mirror door
- ⊗ Adjustable timber shelf
- ⊗ Cannot be recessed into wall
- ⊗ Door hinges left-hand side only
- ⊗ 1 year warranty

The ASCR is not compatible with a mirror demister.

The current mirror cabinet range can be found on page 121-123.

Stock Code	Mirror Size (mm)	Cabinet Size (mm)	RRP \$ Incl.
ASCR	600Ø	400 x 400 x 150	\$629.00



# Superseded Framed Mirrors

Current framed mirror range can be found on pages 128-131.

WHILE STOCKS LAST



## Round

- ✔ Round shape
- ✔ Matt black powder coated frame
- ✔ Option of with or without a demister

### Round Mirror

Stock Code	Size (mm)	Fixing Method	RRP \$ Incl.
BMR60BF	600 ø x 50	Hangers	\$475.00
BMR90BF	900 ø x 50	Hangers	\$599.00

### Mirror and Demister Package

Stock Code	Output	RRP \$ Incl.
BMR60BFD	38	\$628.00
BMR90BFD	55	\$768.00

Demister not attached to mirror; supplied as two separate components.

WHILE STOCKS LAST



## Rectangle

- ✔ Rectangle shape
- ✔ Matt black powder coated frame
- ✔ Option of with or without a demister


### Rectangle Mirror

Stock Code	Size (mm)	Fixing Method	RRP \$ Incl.
BMS759BF	750 x 900 x 50	Hangers	\$599.00

### Mirror and Demister Package

Stock Code	Output	RRP \$ Incl.
BMS759BFD	55	\$768.00

Demister not attached to mirror; supplied as two separate components.



Demister option available



Portrait or landscape mounting



Metal hanger mounts



One year warranty

**ablaze**  
MIRRORS



## Our Product Warranties and Guarantee Information

Thermogroup products are designed to add that little bit extra to your bathroom for years to come. All of our products are covered with warranties that we stand behind and you can trust for peace of mind.

Thermogroup reserves the right to alter designs, product specifications and materials without notice. All measurements are subject to manufacturing tolerances. All prices in this book are Recommended Retail Pricing (RRP) including GST in accordance with the valid price dates. All information is provided on E&OE basis.

**Prices valid from 01/04/2024. Subject to change without notice.**

©Thermogroup Trading Pty Ltd 2024

Thermogroup ABN | 44 632 780 959

Thermogroup ACN | 632 780 959

# Warranty Information

Thermogroup covers all its products with a satisfaction guarantee. In addition, Thermogroup will supply a replacement product where a fault is shown to be caused by faulty manufacture, materials or workmanship providing the goods have been installed correctly & according to the installation instructions. This guarantee does not include removal, freight or installation costs.

Our goods come with guarantees that cannot be excluded under the Australian Consumer Law. You are entitled to a replacement or refund for a major failure and compensation for any other reasonably foreseeable loss or damage. You are also entitled to have the goods repaired or replaced if the goods fail to be of acceptable quality and the failure does not amount to a major failure.

# Guarantee Information

All Thermogroup products are covered by the warranty period as stated in this book.

If the product develops a fault within the warranty period due to normal wear and tear, Thermogroup at its discretion will recognise whether it's a faulty product or not. If it is impossible or not economical for the manufacturer to repair the product, the manufacturer will replace the faulty product with a new unit of the same model or if there is no stock available of the same model as the product, the manufacturer will replace the product with a new unit of a similar size. No responsibility can be taken for altered dimensions and lining up of existing holes.

The replacement service offered within the warranty period only covers the faults and problems as developed from the manufacturer's errors. Any damage caused by improper use or carelessness or incorrect installation is not covered. Thermogroup is not responsible for any monetary loss or injuries caused by improper use of the product.

Thermogroup are not held accountable for:

1. Damages or repairs as a result of incorrect installation or application.
2. Damages as a result of floods, fires, winds, lightning, accidents, corrosive atmosphere or any other conditions/situations deemed beyond the control of Thermogroup.
3. Use of incompatible components or accessories.
4. Products installed outside of Australia.
5. Normal maintenance and care procedures as described in the installation guide.
6. Parts not supplied or designated by Thermogroup.
7. Damages or repair required as a direct result of any improper maintenance, operation or servicing.
8. Failure to power up or start as a result of inadequate/interruption of electrical service.
9. Changes in the appearance of the product that do not directly affect the performance of the product.



**View product range warranty details online**

## **Thermogroup**

PO Box 822

LEETON NSW 2705

Phone | 1300 368 631

Technical Line | 1300 989 464

Email | [sales@thermogroup.com.au](mailto:sales@thermogroup.com.au)

Web | [www.thermogroup.com.au](http://www.thermogroup.com.au)

**Prices valid from 01/04/2024. Subject to change without notice.**

**Thermogroup**  
 That little bit extra...

