

Custom Modular Laundry Collection





Why Choose Timberline



100% AUSTRALIAN MADE CABINETS

Every single cabinet in this brochure is 100% Australian made. That means you know you are getting a reliable product from a reliable source.



CUSTOM MADE DESIGNS

If you would like a wall to wall laundry we can accommodate the size with a custom made laundry system to suit your individual needs.



MIX AND MATCH

You can mix and match your selections from our huge range of cabinet colours and handles. Personalise your laundry to create the perfect look!




EASY DIY INSTALLATION


DIY Installation is easy with our modular system. Each module is built ready for you to install. No flat packs here.

Add Value



The modular laundry system is a fully customisable solution to suit your individual needs.

Featured on  @timberlineaustralia
Follow us for more inspiration.



5 YEAR WARRANTY

It is with pure confidence that we guarantee all our laundry cabinets for a full 5 years. We believe in what we do!



Green Tip

Look for eco-friendly detergents that are plant-based, phosphate-free, and biodegradable.




Marmo Grigio Natural
Laminate Benchtop

Chrome D
230mm Handles

White Satin
All-in-One Cabinet

RECREATE THIS LOOK

If you're looking for an option that is both cost-effective and looks great, this All-in-One cabinet is a smart choice. Perfect for smaller spaces, this compact design provides both your cleaning and storage solutions in one.



All-in-One cabinet 915mm
BAS-LC-900-COMBO | **\$1,625**

Complete laundry
cost as pictured
\$1,625



Includes Stainless
Steel Sink



Includes One
Adjustable Shelf

See page 36 for laundry sink details. Tapware and appliances not included. Top cut-outs are to be done onsite.

Pro Tip

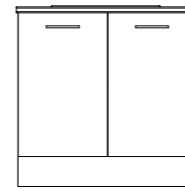
If space is a premium in your laundry, an All-in-One cabinet may be just the thing you need.



RECREATE THIS LOOK

If you're after a laundry solution that's compact, stylish, and full of personality, this Mid-Century Modern inspired All-in-One cabinet ticks all the boxes. Designed to make the most of smaller spaces, it blends clever storage with a timeless retro vibe — proving that even your laundry can have a little design flair.

Complete laundry cost as pictured
\$2,224



All-in-One cabinet 915mm
 BAS-LC-900-COMBO | **\$1,625**



Base Fill Panel 16mm
 PNL-OPT-LND-FILL-L | **\$49**



Open Shelf 900 x 200mm
 OSC-LC-900-SH | **\$550**

See page 36 for laundry sink details. Tapware and appliances not included. Top cut-outs are to be done onsite.

Pro Tip

Consider space for a dryer for those rainy days or emergencies. You can stack the washing machine and dryer to maximise space.

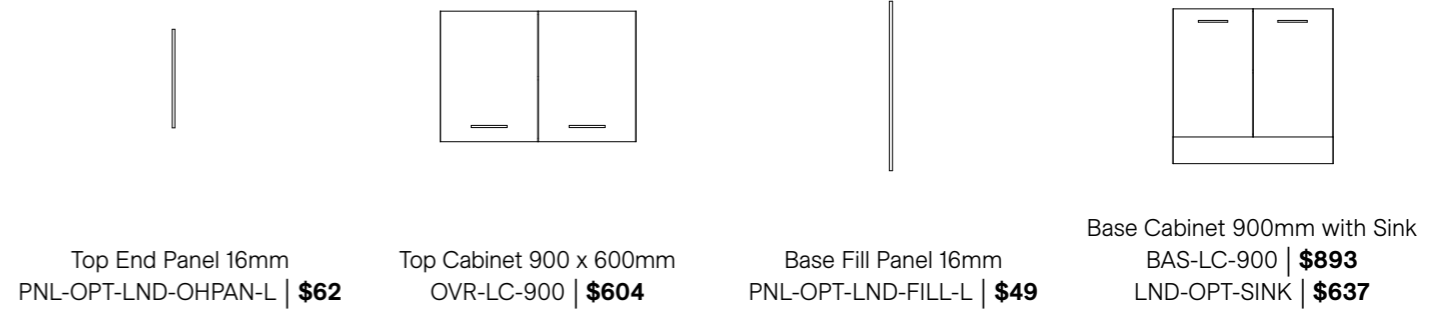


RECREATE THIS LOOK

This layout is perfect for maximising space with the ability to hide your laundry away behind doors to keep things tidy. The combination of woodgrain and painted cabinets is a sure way to add depth and vibrancy to a small space.

Complete laundry cost as pictured
\$3,263*

Complete laundry cost: **\$3,009**
 (with standard cabinet doors instead of routed panels)



*Includes Vertical route upgrade | **\$127** per door. See page 35 for more route options. **NOTE:** Tapware and appliances not included.
 ^SilkSurface Benchtop | **\$764** per linear metre, minimum charge 1m.

Green Tip

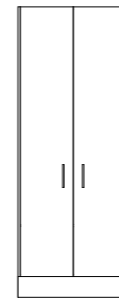
Choose shorter and cooler laundry cycles to cut down on energy consumption.



RECREATE THIS LOOK

This laundry duo is spot-on for any modern home, featuring sleek black accents alongside the inviting warmth of Prime Oak. The SilkSurface benchtop provides ample space for pre-treating stains or folding clothes, offering lasting beauty and worry-free functionality.

Complete laundry cost as pictured
\$5,151



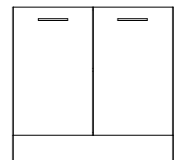
Tall Cabinet 800mm
 TLL-LC-800 | **\$1,643**



Base End Panel 16mm
 PNL-OPT-LND-FULL-L | **\$86**



Base End Panel 16mm
 PNL-OPT-LND-FULL-L | **\$86**



Base Cabinet 900mm with Sink
 BAS-LC-900 | **\$893**
 LND-OPT-SINK | **\$637**



Base Fill Panel 16mm
 PNL-OPT-LND-FILL-R | **\$49**



20mm SilkSurface
 Benchtop 2248mm
 BTP-LBT-SST | **\$1,757^**

See pages 62 - 67 for our collection of cabinet colours. **NOTE:** Tapware and appliances not included.
 ^SilkSurface Benchtop | **\$764** per linear metre, minimum charge 1m.

Pro Tip

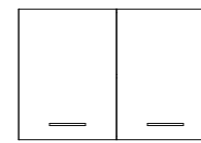
Be sure to factor in any clear space required around your appliances when designing your laundry.



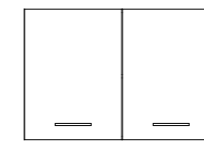
RECREATE THIS LOOK

This laundry is sure to be a head-turner. The combination of dark timber and White Satin cabinets add a modern touch, while the top cabinets and shelves provide ample space to keep it clutter-free. This design with its great storage options makes organisation a breeze.

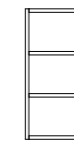
Complete laundry cost as pictured
\$5,167



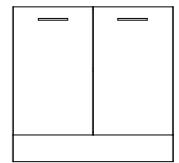
Top Cabinet 900 x 600mm
 OVR-LC-900 | **\$604**



Top Cabinet 900 x 600mm
 OVR-LC-900 | **\$604**



Top Cabinet 300 x 600mm
 OVR-LC-300-SH3 | **\$500**



Base Cabinet 900mm with Sink
 BAS-LC-900 | **\$893**
 LND-OPT-SINK | **\$637**



Base End Panel 16mm
 PNL-OPT-LND-FULL-L | **\$86**



Base End Panel 16mm
 PNL-OPT-LND-FULL-R | **\$86**



20mm SilkSurface
 Benchtop 2232mm
 BTP-LBT-SST | **\$1,757^**

See pages 62 - 67 for our collection of cabinet colours. **NOTE:** Tapware and appliances not included.
 ^SilkSurface Benchtop | **\$764** per linear metre, minimum charge 1m.

Green Tip

Run full loads to save water and energy. If you do need to do a smaller load, adjust the water level accordingly.



RECREATE THIS LOOK

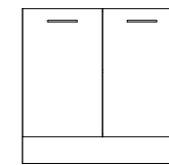
This laundry is the perfect blend of fun and classic style. The thin routed cabinet fronts bring a subtle touch of character, while the New Penny satin cupboards, paired with gold finishes, create a warm feel.

Complete laundry cost as pictured
\$5,348*

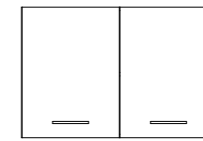
Complete laundry cost: **\$4,166**
 (with standard cabinet doors instead of routed panels)



Tall Cabinet 450mm
 TLL-LC-450 | **\$1,268**



Base Cabinet 900mm with Sink
 BAS-LC-900 | **\$893**
 LND-OPT-SINK | **\$637**



Top Cabinet 900 x 600mm
 OVR-LC-900 | **\$604**



20mm SilkSurface
 Benchtop 900mm
 BTP-LBT-SST | **\$764^**

*Includes Kent route upgrade | **\$197** per door, **\$394** per tall door. See page 35 for more route options. **NOTE:** Tapware and appliances not included.
 ^SilkSurface Benchtop | **\$764** per linear metre, minimum charge 1m.

Pro Tip

Check that your chosen sink will fit in the base cupboard. To be safe use a 900mm base cupboard.



Grey Beige Satin Cabinets
(with Sussex Route Upgrade)

Open Shelf under the
Top Cabinet

Chrome 230mm
D Handles

Arctic White
SilkSurface Benchtop

Open Shelf under the
Top Cabinet

Grey Beige Satin
Base Fill Panel

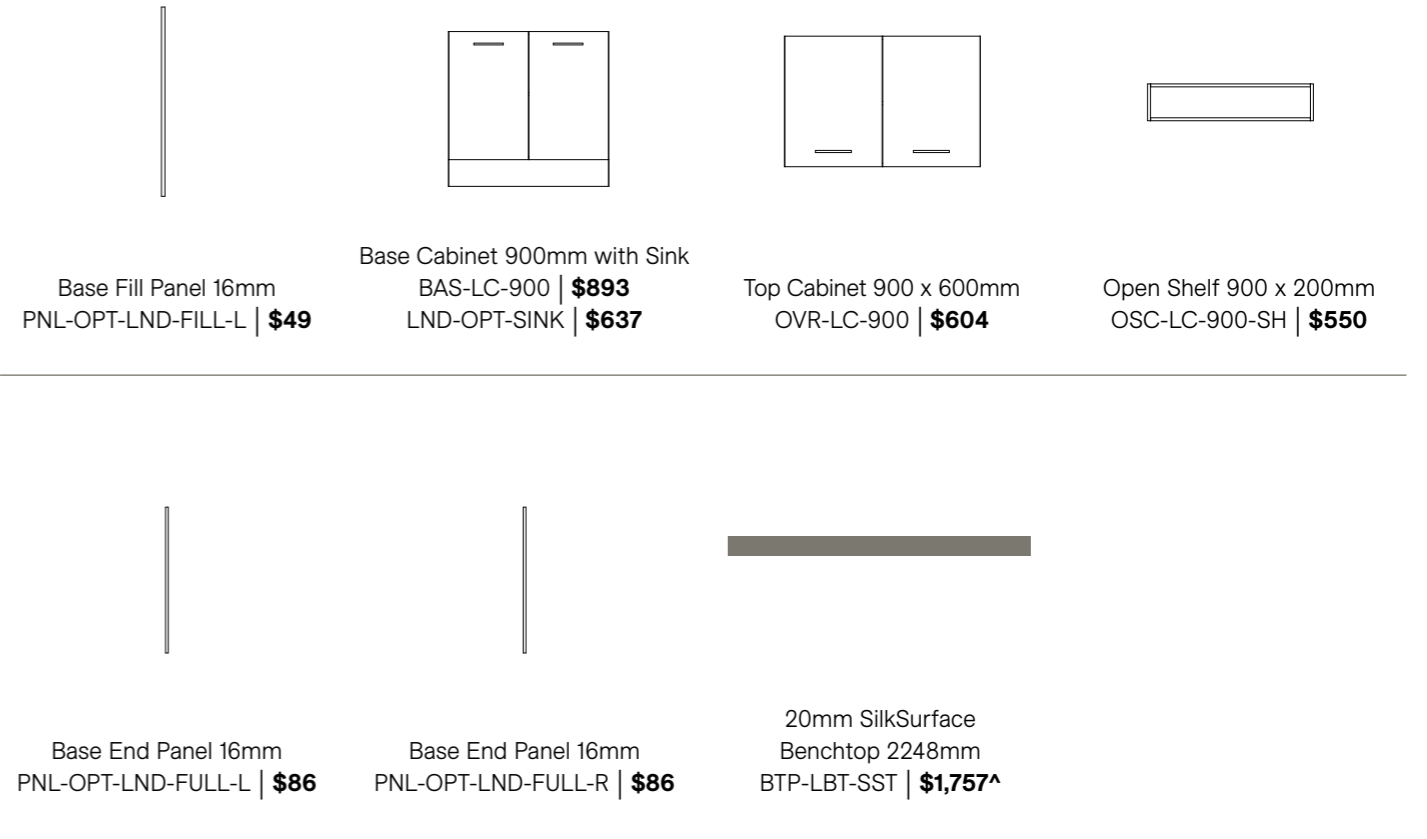
Grey Beige Satin
Base End Panels

RECREATE THIS LOOK

The soft grey and blue tones in this laundry create a relaxed feel, allowing for a comfortable and inviting space. The top cabinet and shelves provide additional storage solutions and are in perfect balance with the base cabinets.



Complete laundry cost: **\$4,662**
(with standard cabinet doors instead of routed panels)



*Includes Sussex route upgrade | **\$197** per door. See pages 50 - 56 for more SilkSurface benchtop colours. **NOTE:** Tapware and appliances not included.
[^]SilkSurface Benchtop | **\$764** per linear metre, minimum charge 1m.

Pro Tip

Don't forget to decorate! Add some greenery to make your laundry feel more homely.

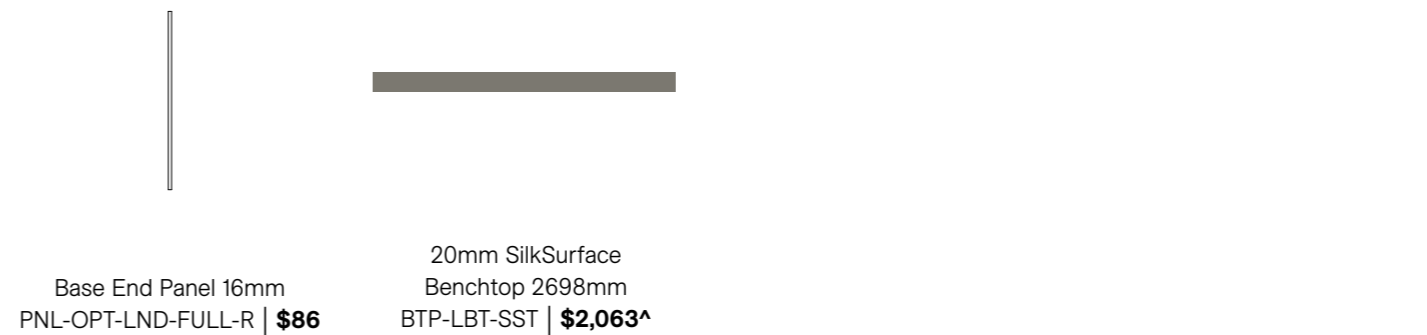
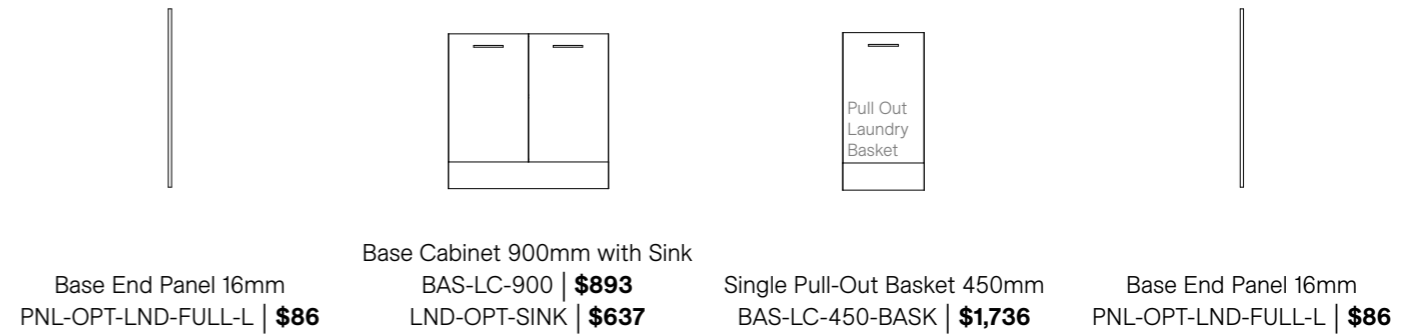


RECREATE THIS LOOK

Infuse your laundry with a country charm by combining shaker cabinets with a painted finish. Pair timeless design with modern convenience by incorporating a hidden laundry basket - perfect for keeping dirty clothes out of sight.

Complete laundry cost as pictured
\$6,178*

Complete laundry cost: **\$5,587**
 (with standard cabinet doors instead of routed panels)



*Includes Sussex route upgrade | **\$197** per door. See page 35 for more route options. Sussex routing reduced to 3mm when using the Deluxe Soft-Close Laundry Basket System. **NOTE:** Tapware and appliances not included. ^SilkSurface Benchtop | **\$764** per linear metre, minimum charge 1m.

Green Tip

Instead of harsh chemicals, opt for natural stain removers like sunlight, lemon juice, or baking soda.



RECREATE THIS LOOK

Open shelves are a great way to display your favourite items and create the illusion of space. The combination of White Satin and Classic Oak cabinets gives a relaxed, natural look and add a coastal vibe to your laundry.

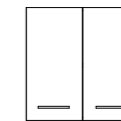
Complete laundry cost as pictured
\$6,214




Tall Cabinet 450mm
TLL-LC-450 | **\$1,268**



Tall Cabinet 450mm
TLL-LC-450-SH | **\$1,333**



Top Cabinet 600 x 600mm
OVR-LC-600 | **\$544**




Open Shelf 600 x 600mm
OSC-LC-600-SH2 | **\$580**



Base End Panel 16mm
PNL-OPT-LND-FULL-L | **\$86**



Base Cabinet 600mm with Sink
BAS-LC-600 | **\$724**
LND-OPT-SINK | **\$637**



Base Fill Panel 16mm
PNL-OPT-LND-FILL-R | **\$49**



20mm SilkSurface
Benchtop 1282mm
BTP-LBT-SST | **\$993***

See pages 35 - 37 for more customising options and upgrades options. **NOTE:** Tapware and appliances not included.
*SilkSurface Benchtop | **\$764** per linear metre, minimum charge 1m.

Pro Tip

When starting a laundry makeover, consider creating a moodboard of ideas and inspiration.

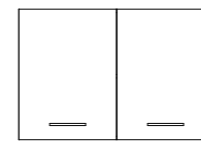


RECREATE THIS LOOK

The combination of bold colours, elegant gold handles and spacious storage makes for a bright, statement look in your laundry. The laundry rail gives you plenty of room to organise your clothes and ensure they stay dry and crease-free whatever the weather.



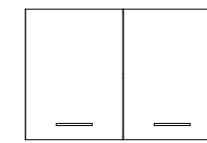
Complete laundry cost: **\$6,318**
(with all standard cabinet handles instead of Push-To-Open)



Top Cabinet 900 x 600mm
OVR-LC-900 | **\$604**




Top Cabinet 900 x 300mm
OVR-LC-900-300 | **\$478**



Top Cabinet 900 x 600mm
OVR-LC-900 | **\$604**



Top End Panel 16mm
PNL-OPT-LND-OHPAN-R | **\$62**



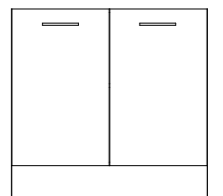
Laundry Rail 900mm
LND-OPT-RAIL-CR | **\$52***



Base Cabinet 450mm
BAS-LC-450-DR3 | **\$790**



Base End Panel 16mm
PNL-OPT-LND-FULL-L | **\$86**



Base Cabinet 900mm with Sink
BAS-LC-900 | **\$893**
LND-OPT-SINK | **\$637**



Base Fill Panel 16mm
PNL-OPT-LND-FILL-R | **\$49**



20mm SilkSurface
Benchtop 2682mm
BTP-LBT-SST | **\$2,063^**

*Includes Push-To-Open door upgrade | **\$65** per door. Laundry Rail | **\$52** per linear metre, minimum charge 1m. **NOTE:** Tapware and appliances not included.
^SilkSurface Benchtop | **\$764** per linear metre, minimum charge 1m. See pages 35 - 37 for accessories and optional extras.

Pro Tip

Designing a wall to wall laundry?
Consider whether you need
custom sized cabinets to suit!

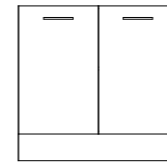


RECREATE THIS LOOK

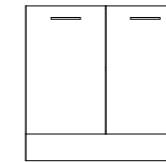
Create a sophisticated and functional laundry space with a sleek Black Satin finish. Ample storage keeps everything neatly tucked away, while a spacious laundry bench and a handy clothes rail makes sorting and organising a breeze.



Complete laundry cost: **\$7,387**
(with standard cabinets instead
of Push-To-Open doors)




Base Cabinet 900mm
BAS-LC-900 | **\$893**




Base Cabinet 900mm
BAS-LC-900 | **\$893**




Base End Panel 16mm
PNL-OPT-LND-FULL-L | **\$86**



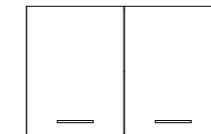
Base Cabinet 450mm
BAS-LC-450-DR3 | **\$790**



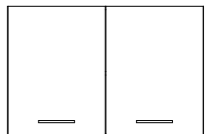
Base Fill Panel 16mm
PNL-OPT-LND-FILL-R | **\$49**



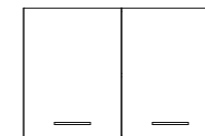
Laundry Rail 900mm
LND-OPT-RAIL-BL | **\$52***



Top Cabinet 900 x 600mm
OVR-LC-900 | **\$604**



Top Cabinet 900 x 600mm
OVR-LC-900 | **\$604**



Top Cabinet 900 x 600mm
OVR-LC-900 | **\$604**



Top End Panel 16mm
PNL-OPT-LND-OHPAN-R | **\$62**



33mm Laminate
Benchtop 3598mm
BTP-LBT-LAM | **\$2,750^**

*Includes Push-To-Open door upgrade | **\$65** per door. Laundry Rail | **\$52** per linear metre, minimum charge 1m. See pages 62 - 63 for more paint colours.
NOTE: Tapware, sink and appliances not included. ^Laminate Benchtop | **\$764** per linear metre, minimum charge 1m.

Pro Tip

Laundry makeover? Avoid shifting the sink and appliances to prevent moving plumbing and electrical work.



RECREATE THIS LOOK

The Light Grey Satin finish and Sussex routed cabinet doors have been combined to provide this laundry with a traditional finish. Plus the tall cupboard offers extra storage space for your linens to keep them neatly packed away.

Complete laundry cost as pictured
\$8,156*

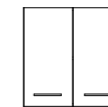
Complete laundry cost: **\$6,186**
 (with standard doors instead of routed panels)



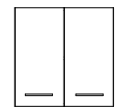
Tall Cabinet 450mm
 TLL-LC-450 | **\$1,268**



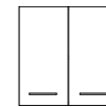
Top End Panel 16mm
 PNL-OPT-LND-OHPAN-L | **\$62**



Top Cabinet 600 x 600mm
 OVR-LC-600 | **\$544**




Top Cabinet 600 x 600mm
 OVR-LC-600 | **\$544**



Top Cabinet 600 x 600mm
 OVR-LC-600 | **\$544**



Top End Panel 16mm
 PNL-OPT-LND-OHPAN-R | **\$62**



Laundry Rail 1000mm
 LND-OPT-RAIL-BL | **\$52***



Base End Panel 16mm
 PNL-OPT-LND-FULL-L | **\$86**



Base End Panel 16mm
 PNL-OPT-LND-FULL-R | **\$86**



Base Cabinet 600mm with Sink
 BAS-LC-600 | **\$724**
 LND-OPT-SINK | **\$637**



Base Fill Panel 16mm
 PNL-OPT-LND-FILL-L | **\$49**



20mm SilkSurface
 Benchtop 1948mm
 BTP-LBT-SST | **\$1,528***

*Includes Sussex route upgrade | **\$197** per door, **\$394** per tall door. Laundry Rail | **\$52** per linear metre, minimum charge 1m. SilkSurface Benchtop | **\$764** per linear metre, minimum charge 1m. **NOTE:** Tapware and appliances not included. See pages 50 - 56 for more SilkSurface benchtop colours.

Green Tip

Need to upgrade your appliances?
Consider energy-efficient models with
a good water rating.



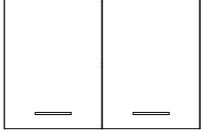
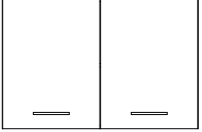



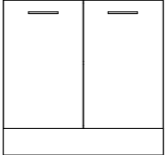


RECREATE THIS LOOK


This laundry is designed to make your life easier and look great! The vertical routed panels are complimented perfectly by the gold handles and tapware, making it a truly luxurious laundry. And you can rest assured you will have enough space for all your storage needs.



Complete laundry cost: **\$6,825**
(with standard cabinets instead
of routed panels)

			
Tall Fill Panel 16mm PNL-OPT-LND-TLFIL-L \$75	Tall Cabinet 800mm TLL-LC-800 \$1,643	Top Cabinet 900 x 600mm OVR-LC-900 \$604	Top Cabinet 900 x 600mm OVR-LC-900 \$604

			
Top Cabinet 450 x 600mm OVR-LC-450 \$440	Base Cabinet 900mm with Sink BAS-LC-900 \$893 LND-OPT-SINK \$637	Base End Panel 16mm PNL-OPT-LND-FULL-L \$86	Base End Panel 16mm PNL-OPT-LND-FULL-R \$86

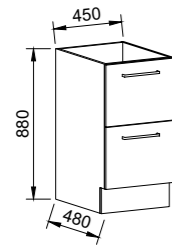


33mm Laminate
Benchtop 2232mm
BTP-LBT-LAM | **\$1757***

*Includes Vertical route upgrade | **\$127** per door, **\$254** per tall door. Handles come horizontal as standard on base/top cabinets, vertical on tall cabinets.
NOTE: Tapware and appliances not included. See page 35 for more route options. ^Laminate Benchtop | **\$764** per linear metre, minimum charge 1m.

LAUNDRY MODULES

Base Cabinet 450mm

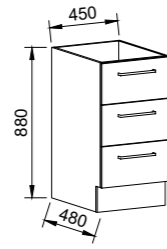


SKU **RRP**

BAS-LC-450-DR2 \$724

NOTE: 528mm deep to front of kick panel

Base Cabinet 450mm

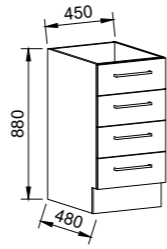


SKU **RRP**

BAS-LC-450-DR3 \$790

NOTE: 528mm deep to front of kick panel

Base Cabinet 450mm

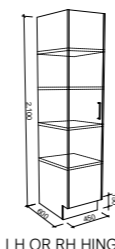


SKU **RRP**

BAS-LC-450-DR4 \$816

NOTE: 528mm deep to front of kick panel

Tall Cabinet 450mm



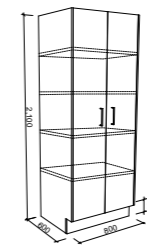
LH OR RH HINGE

SKU **RRP**

TLL-LC-450 \$1,268

NOTE: 528mm deep to front of kick panel. Fingerpull not available on tall units.

Tall Cabinet 800mm

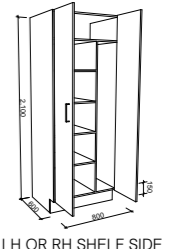


SKU **RRP**

TLL-LC-800 \$1,643

NOTE: 528mm deep to front of kick panel. Fingerpull not available on tall units.

Tall Cabinet 800mm



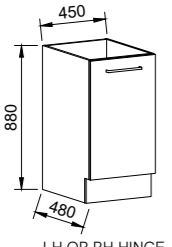
LH OR RH SHELF SIDE

SKU **RRP**

TLL-LC-800-BR \$1,867

NOTE: 528mm deep to front of kick panel. Broom section is 250mm wide. Fingerpull not available on tall units.

Base Cabinet 450mm



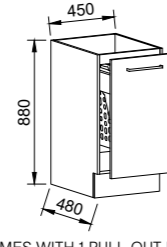
LH OR RH HINGE

SKU **RRP**

BAS-LC-450 \$635

NOTE: 528mm deep to front of kick panel

Base Cabinet 450mm



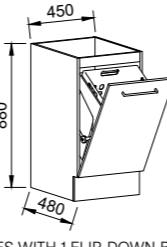
COMES WITH 1 PULL-OUT BASKET

SKU **RRP**

BAS-LC-450-BASK \$1,736

NOTE: 528mm deep to front of kick panel

Base Cabinet 450mm



COMES WITH 1 FLIP-DOWN BASKET

SKU **RRP**

BAS-LC-450-BASKFLIP \$1,736

NOTE: 528mm deep to front of kick panel

Tall Fill Panel 16mm

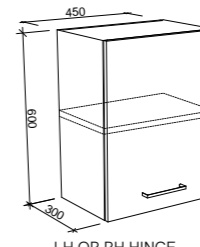


SKU **RRP**

PNL-OPT-LND-TLFIL-L \$75

PNL-OPT-LND-TLFIL-R \$75

Top Cabinet 450 x 600mm

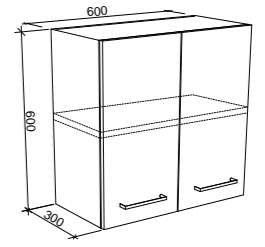


LH OR RH HINGE

SKU **RRP**

OVR-LC-450 \$440

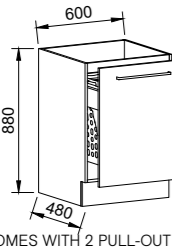
Top Cabinet 600 x 600mm



SKU **RRP**

OVR-LC-600 \$544

Base Cabinet 600mm



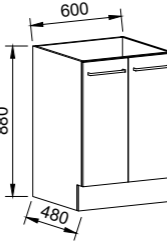
COMES WITH 2 PULL-OUT BASKETS

SKU **RRP**

BAS-LC-600-BASK \$1,859

NOTE: 528mm deep to front of kick panel

Base Cabinet 600mm

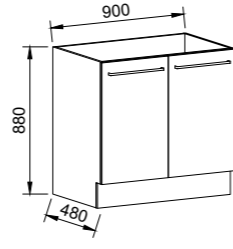


SKU **RRP**

BAS-LC-600 \$724

NOTE: 528mm deep to front of kick panel

Base Cabinet 900mm

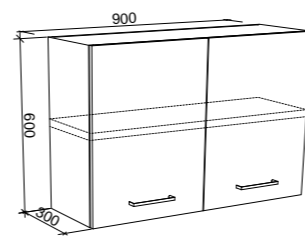


SKU **RRP**

BAS-LC-900 \$893

NOTE: 528mm deep to front of kick panel

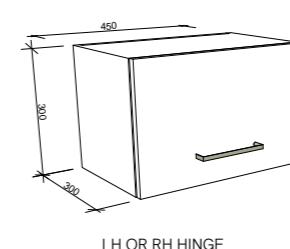
Top Cabinet 900 x 600mm



SKU **RRP**

OVR-LC-900 \$604

Top Cabinet 450 x 300mm*

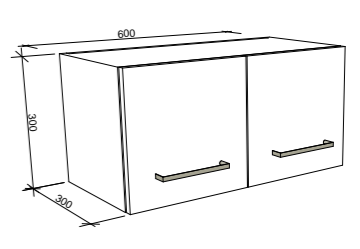


LH OR RH HINGE

SKU **RRP**

OVR-LC-450-300 \$308

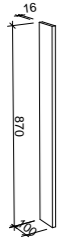
Top Cabinet 600 x 300mm*



SKU **RRP**

OVR-LC-600-300 \$387

Base Fill Panel 16mm

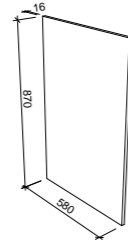


SKU **RRP**

PNL-OPT-LND-FILL-L \$49

PNL-OPT-LND-FILL-R \$49

Base End Panel 16mm

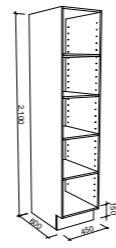


SKU **RRP**

PNL-OPT-LND-FULL-L \$86

PNL-OPT-LND-FULL-R \$86

Tall Cabinet 450mm

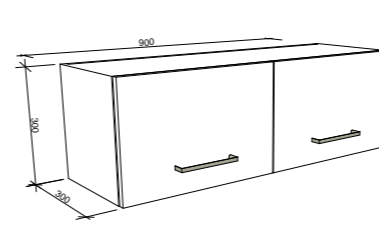


SKU **RRP**

TLL-LC-450-SH \$1,333

NOTE: 528mm deep to front of kick panel

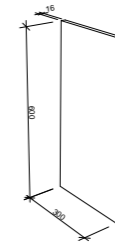
Top Cabinet 900 x 300mm*



SKU **RRP**

OVR-LC-900-300 \$478

Top End Panel 16mm x 600mm

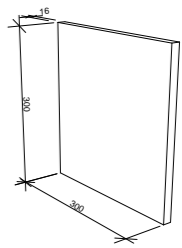


SKU **RRP**

PNL-OPT-LND-OHPAN-L \$62

PNL-OPT-LND-OHPAN-R \$62

Top End Panel 16mm x 300mm



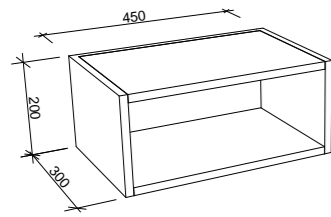
SKU **RRP**

PNL-OPT-LND-30PAN-L \$55

PNL-OPT-LND-30PAN-R \$55

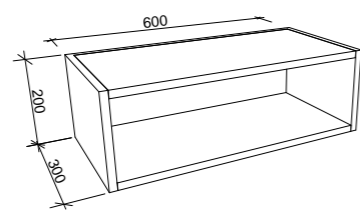
LAUNDRY MODULES

Open Shelf 450 x 200mm*



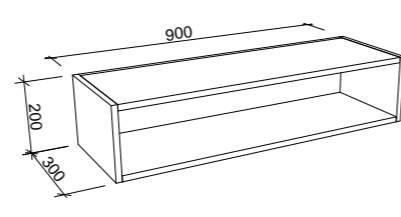
SKU	RRP
OSC-LC-450-SH	\$393

Open Shelf 600 x 200mm*



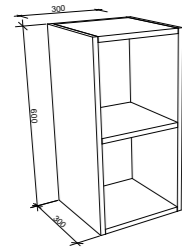
SKU	RRP
OSC-LC-600-SH	\$486

Open Shelf 900 x 200mm*



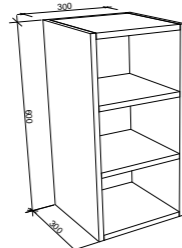
SKU	RRP
OSC-LC-900-SH	\$550

Top Cabinet 300 x 600mm



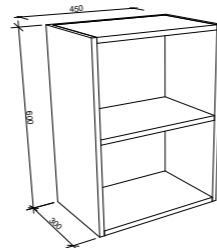
SKU	RRP
OVR-LC-300-SH2	\$464

Top Cabinet 300 x 600mm



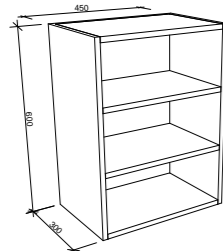
SKU	RRP
OVR-LC-300-SH3	\$500

Open Shelf 450 x 600mm



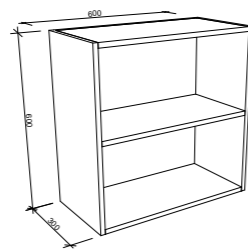
SKU	RRP
OSC-LC-450-SH2	\$522

Open Shelf 450 x 600mm



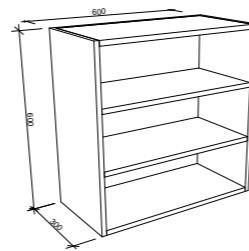
SKU	RRP
OSC-LC-450-SH3	\$561

Open Shelf 600 x 600mm



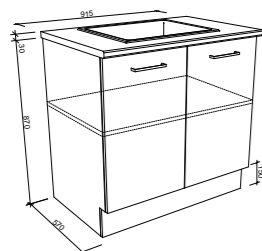
SKU	RRP
OSC-LC-600-SH2	\$580

Open Shelf 600 x 600mm



SKU	RRP
OSC-LC-600-SH3	\$622

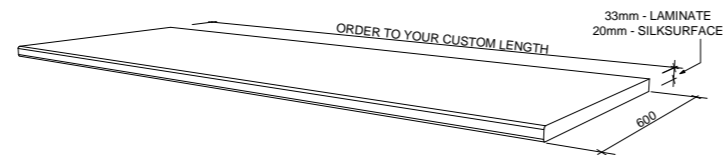
All In One 915mm



SKU	RRP
BAS-LC-900-COMBO	\$1,625

NOTE: 528mm deep to front of kick panel

Benchtops[^]



MAX LAMINATE BENCHTOP LENGTH = 3600mm | MAX SILKSURFACE BENCHTOP LENGTH = 3000mm
 ROUNDED FRONT TO LAMINATE BENCHTOP | FLAT FRONT TO SILKSURFACE BENCHTOP

BENCHTOP	SKU	RRP (Min. charge for 1m)
33mm Laminate Benchtop	BTP-LBT-LAM	\$764 per linear metre
20mm SilkSurface Benchtop	BTP-LBT-SST	\$764 per linear metre

*Top cabinets mounted directly above open shelves require handles or Push-To-Open upgrade. See page 33 for PTO upgrade. Fingerpull not available. [^]Benchtops are to be purchased with laundry modules and cannot be ordered separately. Laminate benchtops are laminated both ends. Minimum charge for 1m. Cut-outs to be done onsite.

CABINET UPGRADE OPTIONS

Colour Options (Price per cabinet)

	SKU	RRP
Laminex Melamine Special Colours	COL-OPT-LML	\$258
Polytec Melamine Special Colours	COL-OPT-PML	\$258
Polytec Ravine/Legato Special Colours	COL-OPT-PRL	\$356

Colour Options (Price per cabinet)

	SKU	RRP
Special Paint Colour	COL-OPT-SPC	\$258
All other Non Standard Melamine Colours		POA


Did You Know? You can upgrade to routed doors on any laundry module. Drawer and door widths might vary depending on cabinet layout. Available in painted finishes only. ***NOTE:** Double charge applies per tall cabinet door panel.

Upgrade Options (Price per door/drawer)

	SKU	RRP
Upgrade Cabinet to Apollo Route	ROU-OPT-APOLLO	\$197
Upgrade Cabinet to Classic Route	ROU-OPT-CLASSIC	\$127
Upgrade Cabinet to Dockland Route	ROU-OPT-DOCKLAND	\$197
Upgrade Cabinet to Kent Route	ROU-OPT-KENT	\$197

Upgrade Options (Price per door/drawer)

	SKU	RRP
Upgrade Cabinet to Sussex Route	ROU-OPT-SUSSEX	\$197
Upgrade Cabinet to Victoria Route	ROU-OPT-VICTORIA	\$197
Upgrade Cabinet to Vertical Route	ROU-OPT-VERTICAL	\$127
Upgrade Cabinet to Washboard Route	ROU-OPT-WASHBOARD	\$197



Push-To-Open Hinge

	SKU	RRP (Per door)
Upgrade laundry module with to Push-To-Open hinge (per door)	UPG-OPT-DOOR-PTO	\$65

CABINET & DRAWER INTERIORS

The classic white cabinet interiors, made from melamine, are durable and able to withstand daily wear and tear. Adjustable shelves and drawers fitted with soft-close fittings guarantee a clean and organised look. Every cabinet comes with a 5 year warranty and is proudly manufactured in Australia.

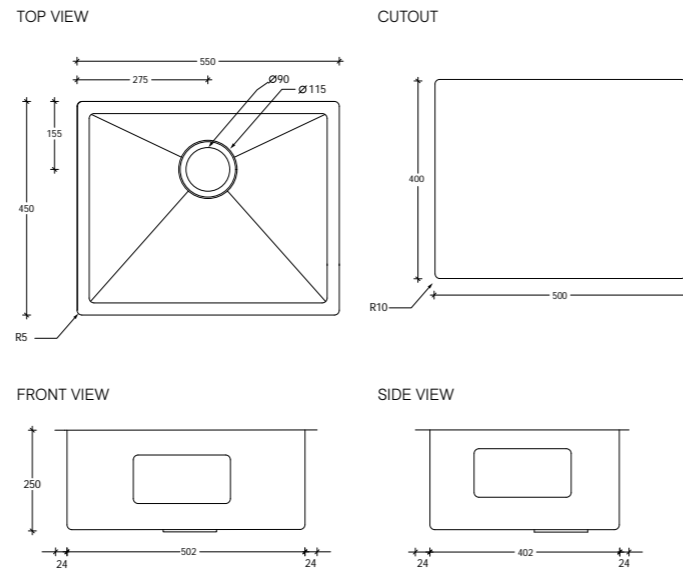


LAUNDRY SINK

Our 61 litre 304 stainless steel laundry sink is useful for hand-washing clothes, treating stains and even just cleaning up around the house. It can be dropped into a slab or laminate top with ease.



Includes plug and waste.



Stainless Steel Laundry Sink

SKU	RRP
LND-OPT-SINK	\$637

NOTE: Minimum base unit required 600mm W x 570mm D.

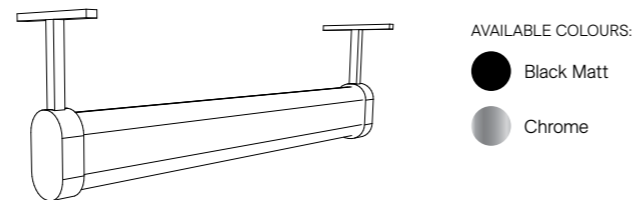
LAUNDRY RAIL

The laundry rail gives you plenty of room to organise your clothes and ensure they stay dry and crease-free whatever the weather.

Laundry Rail

SKU	RRP
LND-OPT-RAIL-CR	\$52 per metre
LND-OPT-RAIL-BL	\$52 per metre

NOTE: Please specify required length and colour when ordering. End flanges and centre flange included in pricing. Minimum charge for 1m.



LAUNDRY BIN

Easy to install, easy to clean and easy to use! Keeping your new laundry space neat and tidy is easy with your new stainless steel bin. Complete with push-to-open lid for ease of use.

4L Stainless Steel Bin

SKU	RRP
WB-OPT-BIN	\$122

NOTE: Alterations to the size and position of the base cabinet internal shelf will be made to accommodate for the bin. Sent loose for onsite installation.



LAUNDRY BASKET SYSTEM

Available in pull-out and flip-down options, laundry basket systems are perfect for keeping dirty laundry out of sight and preparing for the next load of washing. Baskets are removable for ease of use and complete with air vents to reduce build up of moisture.

Single Pull-Out Basket 450mm Cabinet, 48L Capacity



SIZE	SKU	RRP
Single Pull-Out Basket (Base Cabinet 450mm, 48L Capacity)	BAS-LC-450-BASK	\$1,736

Double Pull-Out Baskets 600mm Cabinet, 70L Capacity



SIZE	SKU	RRP
Double Pull-Out Baskets (Base Cabinet 600mm, 70L Capacity)	BAS-LC-600-BASK	\$1,859

Single Flip-Down Basket 450mm Cabinet, 48L Capacity



SIZE	SKU	RRP
Single Flip-Down Basket (Base Cabinet 450mm, 48L Capacity)	BAS-LC-450-BASKFLIP	\$1,736

IN-DRAWER POWERPOINTS

The in-drawer powerpoint is a simple but practical addition. For multi-drawer cabinets just let us know which drawer you would like it in. Standard position top drawer unless specified otherwise.

Please note: an electrician will be required to hardwire the powerpoint during installation.

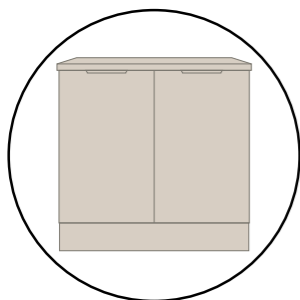
In-drawer Powerpoint (each)

SKU	RRP
PPT-OPT-INDRW	\$174

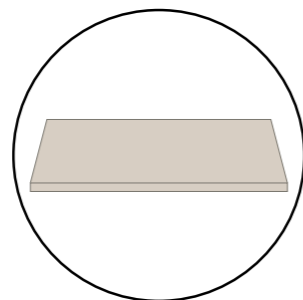


How it Works

WHAT WE GIVE YOU

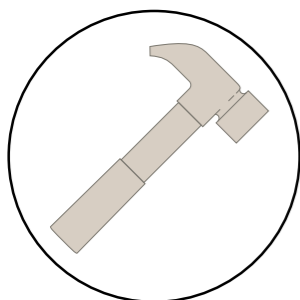


Fully assembled individual modular cabinets

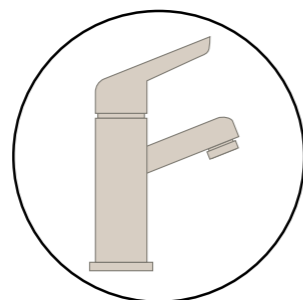


Blank slab to be cut onsite

WHAT YOU NEED



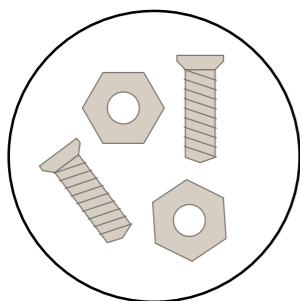
Cabinet maker or DIY handyman for installation of cabinets in your laundry



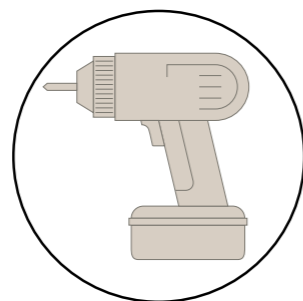
Laundry sink and tap



Plumber for connecting your sink and washing machine



Screws, bolts or plugs for fixing your cabinets to the wall



Tools required for installation including level, planer, screw gun, drill, drill bits, hole saws, jigsaw, etc.

Ordering Checklist

The modular laundry cabinets in this brochure let you configure endless combinations and layouts. But before you let your creative side run wild, a bit of planning is needed to ensure that you end up with the stunning laundry you're looking for.

CHECKLIST

- Measure the total overall size you have available. Remember to make allowance for wall tiles if your laundry hasn't yet been tiled.
- Check your washing machine and tumble dryer sizes and confirm with the manufacturer how much free space is required around them. We advise that you provide a bit too much free space rather than too little. This ensures that if you replace your machines later you won't be left with a space that is too small. Minimum 650mm gap is recommended.
- Select your preferred cabinet layout from the options.
- Check your laundry sink size with your plumber. We recommend a 900mm base cabinet to fit the sink. Some smaller sinks may fit into a 600mm base cabinet.
- Place the sink next to your washing machine. This allows your plumber to connect the water pipes for the machine.
- Work out your benchtop length. Once you have your cabinet layout confirmed, you can do this by adding up the CABINET + END PANEL + WASHING MACHINE sizes to work out the overall benchtop length.
NOTE: Maximum laminate benchtop length = 3600mm.
Maximum SilkSurface benchtop length = 3000mm. Cut outs are to be done onsite.

THINGS TO CONSIDER

- **Does the side of your cupboard butt up against a wall?**
If so, be sure to order a FILLER PANEL to go between the wall and the side of the cupboard. This allows for a neat finish and helps to prevent doors and drawers from scraping up against the wall.
- **And what if they don't butt up to a wall?**
END PANELS provide a tidy finish for washing machines, dryers and cupboards that don't butt up against a wall, creating a smarter looking space overall. Of course, this isn't mandatory – the sides of all Timberline laundry modules are finished in the same colour at the fronts, making a neat, finished cabinet.
- **For wall to wall laundries...**
If you are creating a wall to wall laundry we can make a special width cabinet to suit! For example, we can reduce the size of a 900mm cabinet to 850mm, priced on next size up.
- **Not all appliances are created equal!**
Be sure to consider the depth of your chosen appliances when designing your laundry. Different appliances are different sizes, and so they may protrude further than the benchtop when installed, rather than sitting flush with the top edge.
- **Avoiding cabinet and drawer creep...**
Ensuring that you start with a level surface before installation is the best way to avoid cabinet doors and drawers from unexpectedly creeping open. Be sure to check out the **Installation Instructions** at timberline.com.au in preparation for cabinet installation and drawer adjustments.



MODULAR LAUNDRY SYSTEM ORDER FORM

To make life easy, fill this form in with your customer. Please enter quantities in corresponding boxes below.

Fax to: 02 6773 8555 Email to: sales@timberline.com.au

STORE DETAILS

Company Name: _____ Completed by: _____
Purchase Order No: _____ Date: _____

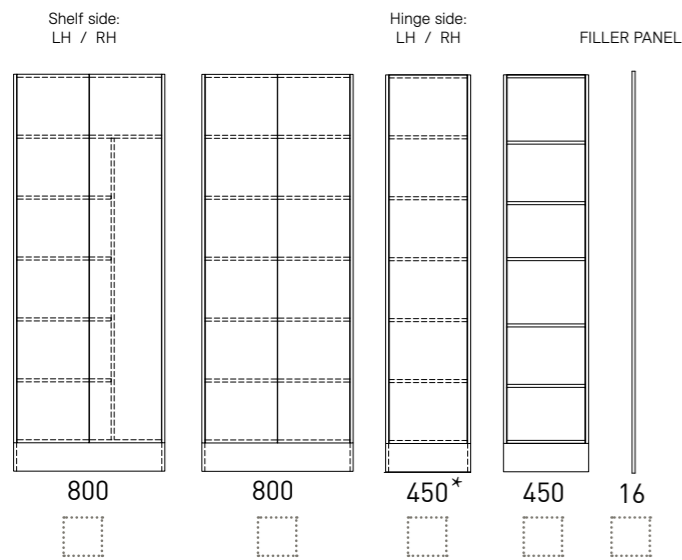
CUSTOMER DETAILS

Customer Name: _____ Customer Contact No: _____
Customer Signature: _____ Customer Email: _____

MODULAR LAUNDRY SYSTEM

TALL CUPBOARDS/SHELVES/FILL PANEL

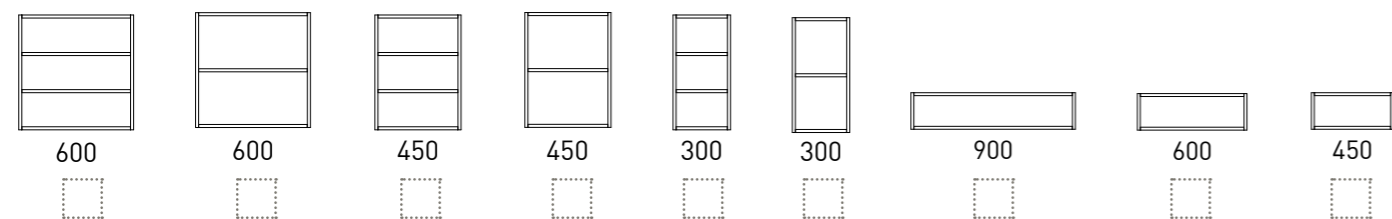
Colour: _____ Upgrades (if any): _____



NOTE: Hinge side to be specified on all single doors

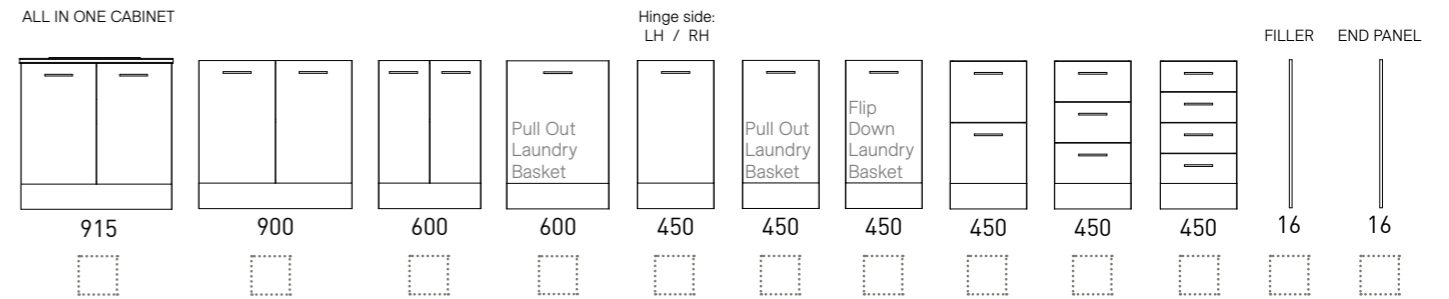
OPEN SHELVES

Colour: _____



BASE CUPBOARDS/FILLER/END PANEL

Colour: _____
Upgrades (if any): _____



NOTE: Hinge side to be specified on all single doors

ROUTED FRONT UPGRADE (Please circle required items)

Table with columns: Apollo, Classic, Dockland, Kent, Sussex, Vertical, Victoria, Washboard

Module/s (please specify): _____

* Apollo, Dockland, Kent, Sussex, Victoria and Washboard: add \$197 per door/drawer, \$394 per tall unit door
^ Classic and Vertical: add \$127 per door/drawer, \$254 per tall unit door

ACCESSORIES (Please circle required items)

Table with columns: Laundry Sink, 4L Stainless Steel Bin, Laundry Rail, In-Drawer Powerpoint, LOCATION: _____

HANDLES

BASE CABINETS

Handle Type: _____
Handle Size: _____
Handle Colour: _____
Fingerpull / Push to Open† (please circle): _____

†Push To Open add extra \$65 per door

OVERHEAD CABINETS

Handle Type: _____
Handle Size: _____
Handle Colour: _____
Fingerpull / Push to Open† (please circle): _____

BENCHTOP

Laminate / SilkSurface† (please circle) Length: _____ Colour: _____

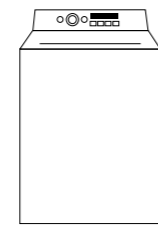
†Maximum benchtop lengths: Laminate = 3600mm, SilkSurface = 3000mm

Check the pricelist pages to confirm available options. Please check your selection carefully as Timberline cannot be held responsible for incorrect choices.

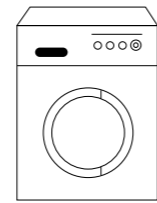
PRO TIP - CONSIDER YOUR APPLIANCE SIZE

- Keep in mind the width and depth of your appliances when designing your new laundry. Most appliances are 650mm wide however depth can vary and they may protrude further than the benchtop when installed, rather than sitting flush with the top edge.
- NOTE:** It is always best to check with the manufacturer for the required space around your appliance.

WASHING MACHINES:

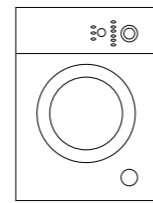


650



650

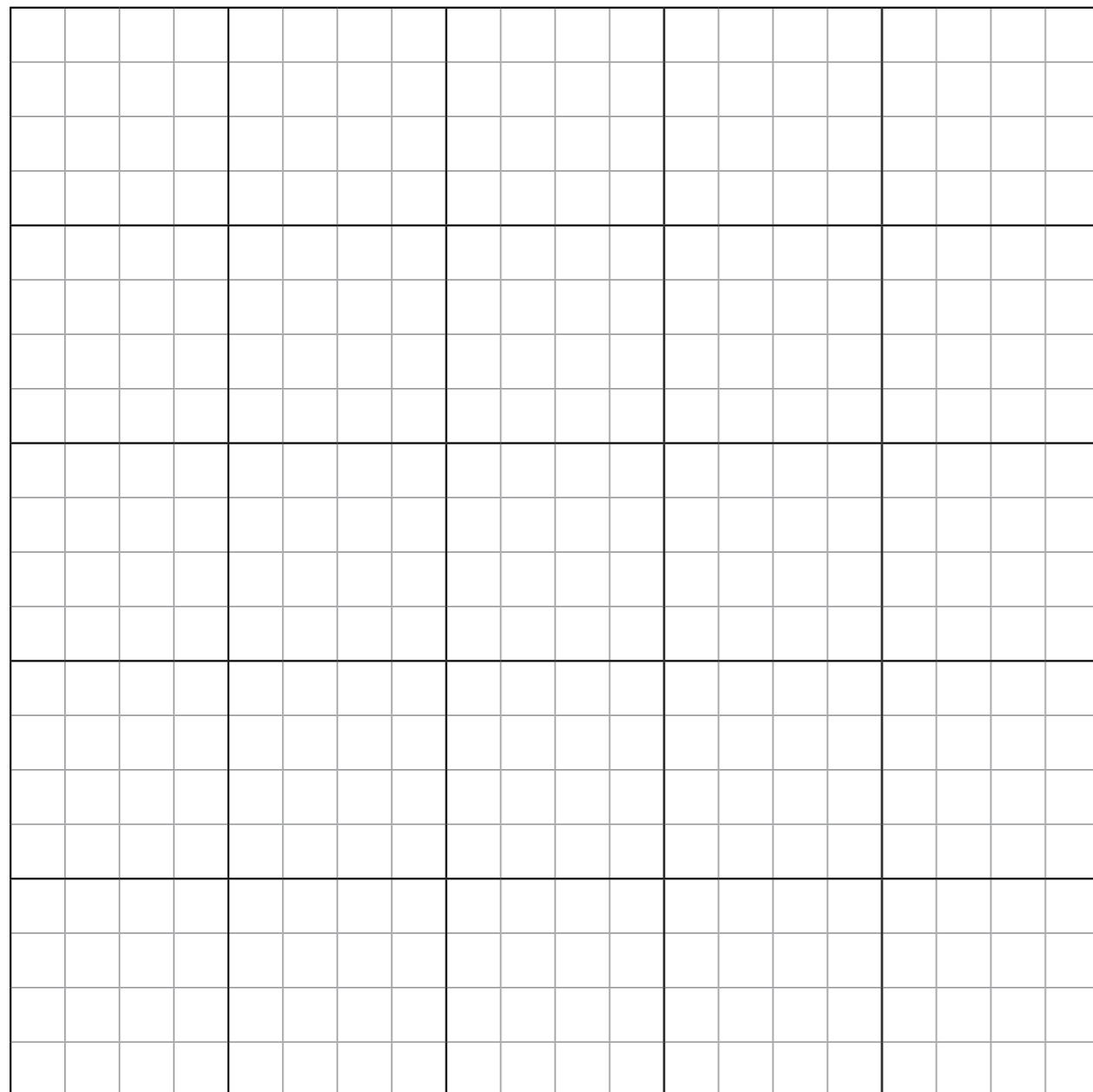
DRYER:



650

LAYOUT GRID

Use the scale drawings and the layout grid below to design your own laundry layout. 4 Blocks = 1m Scale 1:25




Timberline's modular laundry system was perfect for this DIY renovation!



NOTE: Complete laundry length = 2070mm. Shelves, tap, sink and accessories not supplied by Timberline.


Cabinet Handles

What a selection! Choose from chrome, brushed, black or gold - long or short - square or curved. We've got them all! Customise your cabinet with any of these stunning handle options at no extra cost!



ARCH HANDLE

Available in 244mm & 340mm.



DISC HANDLE

Available in 100mm & 200mm.



Notes for Disc Handles:
200mm able to be split across two drawers or doors. Please note the configuration when ordering. Available in any paint colour from page 58.

CRESCENT HANDLE*

Attaches in the standard position towards top of door and drawer fronts. Available in 96mm.




DUKE KNOB*

Available in 35mm.



CURVE HANDLE

Available in 198mm & 359mm.




DUKE T BAR*

Available in 80mm.



D HANDLE

Available in 104mm*, 138mm*, 230mm, 361mm & 457mm.



DUKE HANDLE

Available in 200mm & 400mm.




*Denotes handles suitable size for shaker cabinets

Cabinet Handles Continued

ECLIPSE HANDLE*


Attaches in the standard position towards top of door and drawer fronts. Available in 110mm.



Chrome



Brushed Nickel



Black



Brushed Gold

FINGERPULL*



Woodgrain



Painted

Notes for Fingerpull Option:
Usable drawer height is reduced with fingerpull. Drawer and door widths might vary depending on cabinet layout. Available in all colours.
Not available on the Apollo, Dockland, Kent or Washboard route.

FLAT KNOB*

Available in 26mm.



Chrome



Brushed Nickel



Black



Brushed Gold

KNURLED BAR

Available in 106mm*, 202mm & 330mm.



Chrome



Brushed Nickel



Gunmetal




Black



Brushed Gold

LOFT HANDLE

Attaches on the top of door and drawer fronts. Available in 200mm* & 350mm.




Chrome



Brushed Nickel



Gunmetal



Black



Brushed Gold

LORD HANDLE

Available in 120mm*, 215mm, 310mm & 410mm.



Chrome



Brushed Nickel



Gunmetal



Black



Brushed Gold

MONARCH HANDLE

Available in 150mm*, 240mm, 340mm & 435mm.



Chrome



Brushed Nickel



Gunmetal



Black



Brushed Gold

OVA HANDLE

Attaches on the top of door and drawer fronts. Available in 100mm*, 200mm* & 350mm.



Chrome



Brushed Nickel



Black



Brushed Gold

RETRO HANDLE*

Available in 105mm.



Chrome



Brushed Nickel



Pewter



Black



Brushed Gold

ROUND KNOB*

Available in 26mm.



Chrome



Brushed Nickel



Black



Brushed Gold

*Denotes handles suitable size for shaker cabinets

Cabinet Handles Continued


SOLID LIP HANDLE

Attaches in the standard position towards top of door and drawer fronts. Available in 50mm* & 178mm.



SQUARE HANDLE

Available in 224mm & 352mm.



WAVE HANDLE

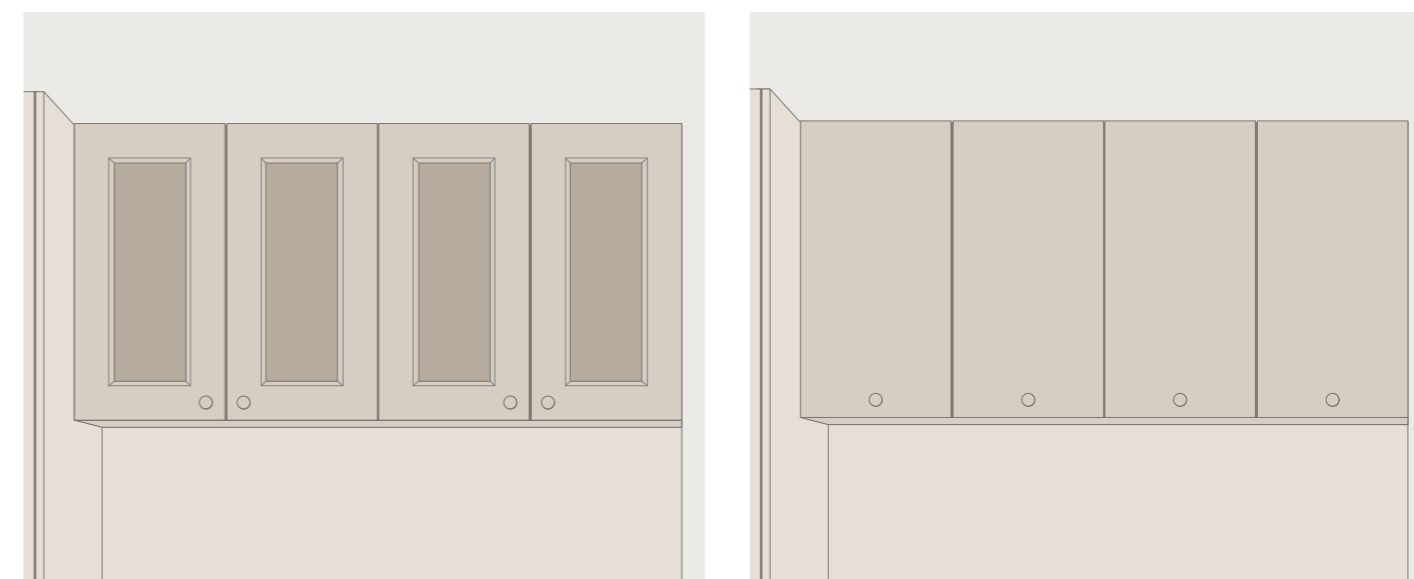
Attaches on the top of door and drawer fronts. Available in 200mm* & 350mm.



HANDLE MOUNTING HOLE CENTRES

ARCH		ECLIPSE		OVA	
244mm	224mm Holes	110mm	96mm Holes	100mm	64mm
340mm	320mm Holes			200mm	128mm
CRESCENT		KNURLED BAR		RETRO	
96mm	64mm Holes	106mm	96mm Holes	350mm	256mm
CURVE		LOFT		SOLID LIP	
198mm	160mm Holes	202mm	192mm Holes	50mm	32mm Holes
359mm	320mm Holes	330mm	320mm Holes	178mm	160mm Holes
DUKE		LORD		SQUARE	
200mm	128mm Holes	120mm	96mm Holes	224mm	192mm Holes
400mm	320mm Holes	215mm	192mm Holes	352mm	320mm Holes
D		MONARCH		WAVE	
104mm	96mm Holes	150mm	96mm Holes	200mm	160mm Holes
138mm	128mm Holes	240mm	192mm Holes	350mm	256mm Holes
230mm	224mm Holes	340mm	288mm Holes		
361mm	352mm Holes	435mm	384mm Holes		
457mm	448mm Holes				
DISC					
100mm	32mm Holes				
200mm	96mm Holes				

STANDARD POSITIONS FOR KNOB HANDLES



Shaker Cabinets
Handles are moved to corners as standard

Other Cabinets
Centred handles

*Denotes handles suitable size for shaker cabinets

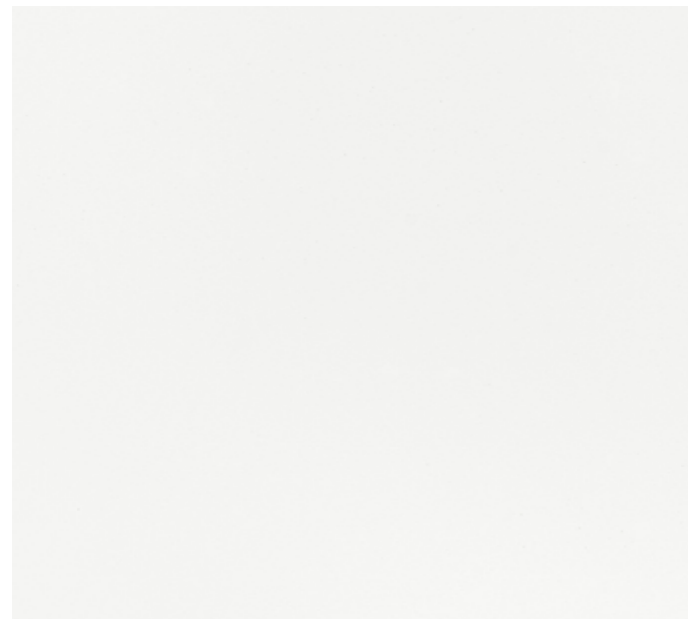
SilkSurface Colours

SilkSurface™

SilkSurface is the right choice for enduring beauty. With a beautiful blend of colours and a realistic natural appearance, these high performance 20mm benchtops are manufactured using a special multi-process technique making them resistant to stains, cracks, and chips.




Scan the QR code to order your free samples.




Arctic White




Star Dust



Bianco Pearl



White Crystal Boulder



Blanca Granite



Luminice



Calcutta Snow



Silversnow

As each slab is individual, natural variation in graining and colouring is to be expected. While the colours in this brochure are to the highest standard in printing, it should only be used as an indication of actual product design. Please visit your local showroom to view larger samples.

The SilkSurface™ ranges have been independently assessed by Global GreenTag International and have achieved a Global GreenTagCert™ PlatinumHEALTH™ HealthRATE™ certification under Global GreenTag's Product Health Declaration (GreenTag PHD™) program and a Global GreenTagCert™ Silica Free verification under the Global GreenTag McV™ program.

SilkSurface Colours Continued



Scan the QR code to order your free samples.



Riverina




Silk Whisper



Lustra Silk



Ice Nuovo



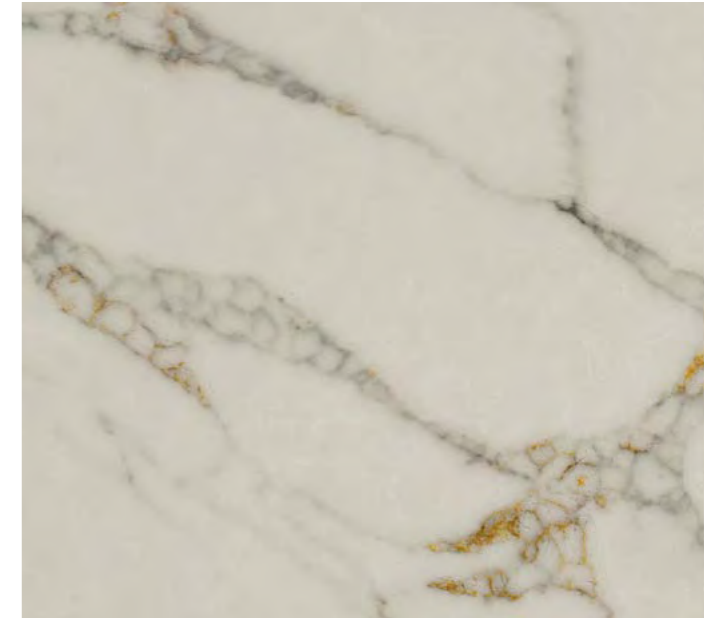
Albastera



Opalora



Bronzite



Topaz

As each slab is individual, natural variation in graining and colouring is to be expected. While the colours in this brochure are to the highest standard in printing, it should only be used as an indication of actual product design. Please visit your local showroom to view larger samples.

The SilkSurface™ ranges have been independently assessed by Global GreenTag International and have achieved a Global GreenTagCert™ PlatinumHEALTH™ HealthRATE™ certification under Global GreenTag's Product Health Declaration (GreenTag PHD™) program and a Global GreenTagCert™ Silica Free verification under the Global GreenTag McV™ program.

SilkSurface Colours Continued



Scan the QR code to order your free samples.



Carrara




Stratiss



Canvas Mist



Sandora



Lapis Salt



Cobblonite



Organica



Morning Mist

As each slab is individual, natural variation in graining and colouring is to be expected. While the colours in this brochure are to the highest standard in printing, it should only be used as an indication of actual product design. Please visit your local showroom to view larger samples.

The SilkSurface™ ranges have been independently assessed by Global GreenTag International and have achieved a Global GreenTagCert™ PlatinumHEALTH™ HealthRATE™ certification under Global GreenTag's Product Health Declaration (GreenTag PHD™) program and a Global GreenTagCert™ Silica Free verification under the Global GreenTag McV™ program.


SilkSurface Colours Continued




Terranite



Grigio Stone



Stratiss Nuovo



Moonstone



Terramoss



Storm Cloud

As each slab is individual, natural variation in graining and colouring is to be expected. While the colours in this brochure are to the highest standard in printing, it should only be used as an indication of actual product design. Please visit your local showroom to view larger samples.

SilkSurface™

SilkSurface fuses the beauty of natural stone with next generation technology. The result — a collection of robust yet elegant designs that enhance every space.

A MODERN DAY MASTERPIECE FOR ANY HOME. Visit silksurface.com.au to order your free sample.

The Art of Benchtops



THE FINER DETAILS



10 YEAR WARRANTY
On any finish or material



100% SILICA FREE
Durability of stone — no downside



EASY TO CLEAN
No risk of stains / non-porous surface



HEAT RESISTANT
Safe for use with heated products

*DISCLAIMER: PLEASE SEE ACTUAL SAMPLE SWATCHES TO VERIFY COLOURS.

ACCREDITED & TESTED BY ADELAIDE UNIVERSITY

Laminate Benchtop Colours

These laminate benchtops provide a durable and easy clean surface. They are 33mm thick with a radiused front edge and laminated ends. Once you have worked out your cabinet selection, provide us with an overall benchtop length and we will make it to your ordered size.



Scan the QR code to order your free samples.



POLYTEC Polar White Matt



POLYTEC Carrara Matt




LAMINEX Avenza Bianco Natural



POLYTEC Tivoli Ceppo Smooth



POLYTEC White Cement Smooth



POLYTEC Alboran Stone Smooth




LAMINEX Luxe Elba Natural



LAMINEX Raw Zinc Smooth




POLYTEC Marmo di Torre Smooth



LAMINEX Cocoa Sand Velour



LAMINEX Marmo Grigio Natural




POLYTEC Ink Fabrini Matt

NOTE: Benchtops are to be purchased with laundry modules and cannot be ordered separately. Maximum length = 3600mm. While the colours in this brochure are to the highest standard in printing, it should only be used as an indication of actual product design. Please visit your local showroom to view larger samples.

Laminate Benchtop Colours Continued



LAMINEX Soft Oak Grain




LAMINEX Classic Oak Natural



POLYTEC Boston Oak Woodmatt



POLYTEC Prime Oak Woodmatt



POLYTEC Notaio Walnut Woodmatt



LAMINEX Light Jarrah Truescale™ AbsoluteGrain®

NOTE: Benchtops are to be purchased with laundry modules and cannot be ordered separately. Maximum length = 3600mm. While the colours in this brochure are to the highest standard in printing, it should only be used as an indication of actual product design. Please visit your local showroom to view larger samples.



Have fun where you fold!

Elevate your laundry with thoughtful styling - from artwork and scented candles to storage baskets and beyond.




1. Summer Sway by Hannah Weisner | Gioia 2. Glazed Ceramic Vases - Bud Vase, Cool Tones | West Elm 3. Koda Soap Dispenser | Adairs 4. Rhodes Bone Inlay Tray | Coco Republic 5. Chickpea Bath Sheet Collection - Olive/Stone | Saardè

Standard Paint Colours


If you're after a sleek, clean look or just wanting to bring colour into your laundry, then a painted finish is the perfect choice. All painted colours are finished with our durable 2 pack polyurethane hardening process, which makes them easy to clean and hard-wearing.




Scan the QR code to order your free samples.



White Gloss



White Satin



Hog Bristle® Half Satin



Light Grey Satin




Saxby Blue Satin



Navy Blue Satin



Grey Beige Satin



Pastel Pink Satin




New Penny Satin




Dark Grey Satin




Steel Grey Satin



Black Satin



Light Pistachio Satin



Olive Satin



Emerald Green Satin

Did You Know?

We can custom make your cabinets in almost any colour and finish. Give our friendly team a call and discuss your options. Refer to page 35 for special cabinet colour pricing.

Satin finish standard unless specified for pastel colours. Note for Special Paint Colours: Gloss finishes look distinctly different to sample matt finishes. Painted colours can vary slightly between batches. While the colours in this brochure are to the highest standard in printing, it should only be used as an indication of actual product design. Please visit your local showroom to view larger samples.

Standard Woodgrain Colours



Scan the QR code to order your free samples.

Woodgrain finishes capture the colour and texture of natural timbers such as oak, maple and walnut. They add warmth and colour to your laundry while being ultra durable, easy to clean and affordable. Choose any of these colours - at no extra cost!



POLYTEC Angora Oak Woodmatt



POLYTEC Coastal Oak Woodmatt



POLYTEC Boston Oak Woodmatt




POLYTEC Prime Oak Woodmatt




LAMINEX Victorian Ash TrueScale™ AbsoluteGrain®



POLYTEC Blonde Oak Woodmatt



LAMINEX Elegant Oak AbsoluteGrain®




LAMINEX Rural Oak AbsoluteGrain®




LAMINEX Calm Oak AbsoluteGrain®



LAMINEX Classic Oak AbsoluteGrain®



LAMINEX Tassie Oak AbsoluteGrain®



LAMINEX Planked Urban Oak AbsoluteGrain®

Due to manufacturing process grain patterns do not line up across panels. Horizontal grain is standard on laundry base and overhead units. Grain direction may vary. Vertical grain on tall units. Some woodgrains have a matt finish while others have a realistic texture. While the colours in this brochure are to the highest standard in printing, it should only be used as an indication of actual product design. Please visit your local showroom to view larger samples. Colours may be substituted for alternative matching brands.

NOTE: Woodgrain finishes are not available on routed cabinets.


Standard Woodgrain Colours Continued



Scan the QR code to order your free samples.




POLYTEC Notaio Walnut Woodmatt



POLYTEC Florentine Walnut Woodmatt




LAMINEX Aged Walnut AbsoluteGrain®



POLYTEC Rubra Oak Woodmatt




LAMINEX Light Walnut AbsoluteGrain®




LAMINEX Natural Walnut AbsoluteGrain®




POLYTEC Palomera Oak Woodmatt




POLYTEC Havana Oak Woodmatt




POLYTEC Bottega Oak Woodmatt



POLYTEC Antico Oak Woodmatt



LAMINEX Sepia Walnut AbsoluteGrain®



POLYTEC Perugian Walnut Woodmatt



LAMINEX Black AbsoluteGrain®



LAMINEX Bayleaf AbsoluteGrain®

Due to manufacturing process grain patterns do not line up across panels. Horizontal grain is standard on laundry base and overhead units. Grain direction may vary. Vertical grain on tall units. Some woodgrains have a matt finish while others have a realistic texture. While the colours in this brochure are to the highest standard in printing, it should only be used as an indication of actual product design. Please visit your local showroom to view larger samples. Colours may be substituted for alternative matching brands.

NOTE: Woodgrain finishes are not available on routed cabinets.

Timberline

PO Box 5004, 22 Myrtle Drive, Armidale NSW 2350
T: (02) 6773 8500 F: (02) 6773 8555
E: sales@timberline.com.au

MAY 2025 - MARCH 2026



Scan to find your
nearest distributor.